



# Price List ■ 2011

800-219-2366

[linnea-home.com](http://linnea-home.com)

# General Information

## **Measurement**

Products are measured in metric. A conversion chart is available in the following section and on our website under the info page.

## **Ordering**

Orders are accepted by fax to (503) 693-9403 or by e-mail to [order@linnea-home.com](mailto:order@linnea-home.com).

- **Time-sensitive orders:** Please call to check availability and to confirm receipt of order and timeline.
- **Order modifications:** Changes in product, size, finish; cancellations or additions must be transmitted by fax or e-mail to the destinations above. Modifications will not be accepted over the phone; however, please call to confirm any changes.
- **Door hardware:** Please specify door thickness and backset.
- **Large pulls:** You will receive a large pull confirmation form. Please complete and return with proper information.

## **Payment**

Terms of payment are 30 days net from the date of Linnea's invoice. No orders will be shipped to past due accounts.

## **Shipping**

All orders are shipped FOB Hillsboro, Oregon. Orders are normally shipped within 48 hours of receipt for items in stock. For items not in stock, lead time is generally 4-6 weeks subject to external factors such as weather, customs, etc. Drop shipment is available. Extra charges will be applied for incorrect addresses and/or residential addresses. Please contact Linnea customer service for rush orders. Linnea will not be responsible for any delays in transit.

## **Returns**

Return requests will not be granted after **20 business days** from the shipment date, WITHOUT EXCEPTION. Merchandise may not be returned without an authorization number from Linnea. Returns are accepted only for defects or errors for which we are responsible. Items accepted for return will be subject to a 35% restocking fee. RGA requests are generally processed at the end of each month.

## **Custom Products**

Linnea specializes in custom design. Please contact us if you are unable to find a particular item in our catalog or if you are interested in a modified version of our existing products.

## **Design**

Linnea's focus on architectural design is unique. Edges are squared and may seem sharp. This is not a defect or manufacturing error, though products may be modified. Please contact us for more information.

## **Shortage & Damage Claims**

Any shortage or damage claim must be reported within five business days from the date of receipt of shipment. Claims will not be accepted beyond this allotted time. Linnea will not be responsible for merchandise that is damaged by the delivery carrier.

## General Information (Continued)

**Maintenance:** Products should be cleaned at regular intervals.

- 1.) For stainless steel products please use any high-quality Stainless Steel Cleaner and follow the instructions on the container.
- 2.) For ORB and any other finishes, please use a soft 'grit-free' cloth and warm soapy water and wipe dry. DO NOT USE ANY CHEMICALS on ORB finish.

### **Product Warranty**

#### **Hardware:**

Linnea warrants that its products will be free from defects in workmanship and materials for a period of one year from the date of purchase for locks, latches and levers and five years for all other hardware; however, Linnea will have no liability under this warranty for the following:

- 1) Failure due to incorrect installation, failure to follow mounting instructions or use of a product in a manner for which it was not intended.
- 2) Failure due to abuse, misuse or accident, any failure due to dismantling, alteration, or repair by any person not authorized by Linnea.
- 3) Failure due to incorrect maintenance or failure to adhere to recommended Maintenance Procedures.
- 4) Fair wear and tear.
- 5) Cost of removal, reinstallation and freight.
- 6) Electroplated finishes on the products can deteriorate or discolor over time due to climatic conditions and consequently the warranty for plated finishes is limited to 24 months from the date of purchase.
- 7) ORB is a delicate finish and therefore may be scratched easily. Linnea will not be held responsible for any damage done to the ORB finish after shipment has departed from the warehouse, including but not limited to: installation, wear and tear, accidents, etc.


#### **Liability**


Linnea makes no other warranty of any kind expressed or implied in respect of Linnea's products. Linnea's sole responsibility is to repair and replace a product subject to a valid warranty claim. Under no circumstance will Linnea be liable for indirect, incidental or consequential costs or damages, including removal and reinstallation costs, loss of operations or profits (whether direct or indirect), to the maximum extent permitted by law. Linnea accepts no liability for personal injury or property damage resulting from failure to adhere to relevant installation operation and safety procedures.


#### **Finishes**


##### **Hardware:**


PSS - Polished Stainless Steel	BN - Brushed Nickel
SSS - Satin Stainless Steel	PC - Polished Chrome
ORB - Oregon Bronze	PB - Polished Brass


Item No.	Description	List Price			Length mm(in)	width mm(in)	Proj. mm(in)	CTC mm(in)	Screw Type
		PSS	SSS	ORB					
1-A		\$34	\$32	\$36	100(3.94)	18(0.71)	29(1.14)	75(2.95)	M4 x 25
1-B		\$30	\$28	\$32	75(2.95)	18(0.71)	29(1.14)	50(1.97)	
1-C		\$19	\$18	\$20	50(1.97)	18(0.71)	29(1.14)	32((1.26)	
1-D		\$10	\$10	\$11	25(0.98)	18(0.71)	29(1.14)	16(0.63)	


2-A		\$34	\$33	\$38	100(3.94)	17(0.67)	25(0.98)	75(2.95)	M4 x 25
2-B		\$34	\$33	\$36	75(2.95)	17(0.67)	25(0.98)	50(1.97)	
2-C		\$25	\$24	\$29	50(1.97)	17(0.67)	25(0.98)	32((1.26)	
2-D		\$14	\$13	\$16	25(0.98)	17(0.67)	25(0.98)	16(0.63)	

3-A		\$20	\$19		32(1.26)		27(1.06)		M4 x 25
3-B		\$18	\$17		22(.87)		26(1.02)		
3-C		\$16	\$14		16(0.63)		25(0.98)		








4-A		\$18	\$17		30(1.18)	6(0.23)	36(1.42)	22(0.87)	M4 x 25
4-B		\$16	\$15		25(0.98)		30(1.18)	20(0.79)	


7-A		\$20	\$18	\$20	33(1.3)		22(0.87)		M4 x 25
7-B		\$16	\$14	\$18	25(0.98)		20(0.79)		


14-A		\$18	\$16		30(1.18)	6(0.23)	36(1.42)	22(0.87)	M4 x 25
14-B		\$15	\$14		25(0.98)	6(0.23)	30(1.18)	16(0.63)	


19-A		\$14	\$12	\$16	25(0.98)		26(1.02)		M4 x 25
19-B		\$12	\$11	\$14	19(0.75)		25(0.98)		
19-C		\$8	\$8	\$10	16(0.63)		25(0.98)		
19-D		\$8	\$8	\$9	11(0.43)		25(0.98)		


--	--	--	--	--	--	--	--	--	--


Item No.	Description	List Price			Diameter mm(in)	width mm(in)	Proj. mm(in)	CTC mm(in)	Screw Type
		PSS	SSS	ORB					
23		\$18	\$18		25(0.98)		20(0.79)		M4 x 25
29		\$18	\$18		19(0.75)		25(0.98)		M4 x 25
33		\$22	\$22	\$23	30(1.18)		24(0.94)		M4 x 25
54		\$20	\$19		50(1.97)	7(0.27)	25(0.98)	38(1.5)	M4 x 25
110		\$14	\$12		42(1.65)	10(0.39)	32(1.26)	32(1.26)	M4 x 25
100-A		\$40	\$35		510(20.07)	10(0.39)	35(1.38)	500(19.69)	M4 x 25
100-B		\$37	\$32		460(18.11)			450(17.72)	
100-C		\$35	\$29		410(16.14)			400(15.75)	
100-D		\$33	\$27		360(14.17)			350(13.78)	
100-E		\$30	\$25		310(12.20)			300(11.81)	
100-F		\$26	\$22		260(10.23)			250(9.84)	
100-G		\$23	\$20		210(8.26)			200(7.87)	
100-H		\$21	\$18		160(6.29)			150(5.92)	
100-I		\$20	\$17		135(5.31)			125(4.92)	
100-J		\$18	\$15		110(4.33)			100(3.95)	
100-K		\$16	\$14		85(3.34)			75(2.95)	
111-A			\$91	\$87				812(31.97)	
111-B	\$89		\$85		712(28.03)	700(27.55)			
111-C	\$75		\$69		612(24.09)	600(23.62)			
111-D	\$52		\$46		512(20.16)	500(19.69)			
111-E	\$48		\$42		462(18.19)	450(17.72)			
111-F	\$44		\$39		412(16.22)	400(15.75)			
111-G	\$41		\$36		362(14.25)	350(13.78)			
111-H	\$37		\$32		312(12.28)	300(11.81)			
111-I	\$32		\$29		262(10.31)	250(9.84)			
111-J	\$29		\$25		212(8.35)	200(7.87)			
111-K	\$25		\$23		162(6.38)	150(5.92)			
111-L	\$21		\$19		112(4.41)	100(3.94)			


Item No.	Description	List Price			Length mm(in)	Diameter mm(in)	Proj. mm(in)	CTC mm(in)	Screw Type
		PSS	SSS	ORB					
115-A		\$29	\$26	\$32	365(14.29)	10(0.39)	31(1.22)	M4 x 25	
115-B		\$21	\$20	\$23	256(10.03)				
115-C		\$18	\$15	\$20	153(6.02)				
115-D		\$14	\$11	\$16	115(4.53)				


Item No.	Description	List Price			Length mm(in)	Section mm(in)	Proj. mm(in)	CTC mm(in)	Screw Type
		PSS	SSS	ORB					
142-A		\$54	\$52	\$58	300(11.81)	20x6 (0.79x0.24)	30(1.18)	M4 x 25	
142-B		\$38	\$36	\$48	200(7.87)				
142-C		\$32	\$30	\$44	134(5.28)				

143-A		\$66	\$62	\$76	300(11.81)	30x6 (1.18x0.24)	30(1.18)	M4 x 25
143-B		\$52	\$49	\$68	200(7.87)			


144-A		\$56	\$52	\$78	510(20.1)	10x10 (0.39x0.39)	35(1.38)	M4 x 25
144-B		\$48	\$45	\$70	410(16.14)			
144-C		\$36	\$32	\$56	310(12.20)			
144-D		\$30	\$28	\$44	210(8.27)			
144-E		\$27	\$24	\$42	170(6.69)			
144-F		\$22	\$19	\$38	110(4.33)			
144-G		\$16	\$14	\$28	42(1.65)			

Item No.	Description	List Price			Offset mm(in)	Section mm(in)	Proj. mm(in)	CTC mm(in)	Screw Type
		PSS	SSS	ORB					
145-A		\$68	\$62	\$82	42(1.65)	10x10 (0.39x0.39)	30(1.18)	M4 x 25	
145-B		\$52	\$48	\$70					
145-C		\$36	\$33	\$64					
145-D		\$26	\$22	\$48					


Item No.	Description	List Price			Length mm(in)	Section mm(in)	Proj. mm(in)	CTC mm(in)	Screw Type
		PSS	SSS	ORB					
146-A		\$39	\$37	\$48	312(12.28)	12x6 (0.47x0.24)	30(1.18)	M4 x 25	
146-B		\$28	\$25	\$42	162(6.38)				
146-C		\$24	\$22	\$38	112(4.41)				
Post Section-12x12(0.47x0.47)									



Item No.	Description	List Price			Length mm(in)	Diameter mm(in)	Proj. mm(in)	CTC mm(in)	Screw Type
		PSS	SSS	ORB					
155-A		\$34	\$30	\$48	310(12.20)	10(0.39)	30(1.18)	M4 x 25	
155-B		\$30	\$26	\$44	260(10.24)				
155-C		\$26	\$24	\$38	210(8.27)				
155-D		\$22	\$19	\$38	160(6.30)				
155-E		\$20	\$18	\$32	110(4.33)				


--	--	--	--	--	--	--	--	--	--


Item No.	Description	List Price			Length mm(in)	Section mm(in)	Proj. mm(in)	CTC mm(in)	Screw Type
		PSS	SSS	ORB					
156-A		\$34	\$30	\$56	312(12.28)	12x6 0.47x0.23	30(1.18)	300(11.81)	M4 x 25
156-B		\$28	\$26	\$34	212(8.34)			200(7.87)	
156-C		\$26	\$24	\$44	162(6.38)			150(5.91)	
156-D		\$22	\$20	\$39	112(4.41)			100(3.94)	


Post Dia:12(0.47)mm(in)


157-A		\$42	\$38	\$48	356(14.0)	10x10 (.39x.39)	31(1.18)	300(11.8)	M4 x 25
157-B		\$36	\$32	\$42	256(10.1)			224(8.82)	
157-C		\$34	\$30	\$32	152(5.94)			128(5.04)	
157-D		\$30	\$26	\$28	114(4.49)			96(3.78)	


Item No.	Description	List Price			Length mm(in)	Diameter mm(in)	Proj. mm(in)	CTC mm(in)	Screw Type
		PSS	SSS	ORB					
162-A		\$40	\$34	\$52	500(19.69)	10(0.39)	32(1.26)	450(17.72)	M4 x 25
162-B		\$32	\$28	\$46	450(17.72)			400(15.75)	
162-C		\$28	\$24	\$40	350(13.78)			300(11.81)	
162-D		\$22	\$20	\$36	250(9.84)			200(7.87)	
162-E		\$18	\$16	\$28	190(7.84)			150(5.92)	
162-F		\$18	\$14	\$26	140(5.51)			100(3.94)	
162-G		\$17	\$14	\$14	104(4.09)			64(2.52)	
162-H		\$12	\$10	\$12	30(1.18)				

Item No.	Description	List Price			Width mm(in)	Height mm(in)	Proj. mm(in)	CTC mm(in)	Screw Type
		PSS	SSS	ORB					
205-A		\$14	\$13	\$16	19(0.75)	19(0.75)	25(0.98)	M4 x 25	
205-B		\$11	\$10	\$14	15(0.59)	15(0.59)	25(0.98)		
205-C		\$8	\$7	\$12	13(0.51)	13(0.51)	20(0.79)		


206-A		\$14	\$13	\$16	19(0.75)	19(0.75)	25(0.98)	M4 x 25
206-B		\$11	\$10	\$14	16(0.62)	16(0.62)	25(0.98)	
206-C		\$8	\$7	\$12	12(0.47)	12(0.47)	25(0.98)	


Item No.	Description	List Price			Width mm(in)	Drop Down mm(in)	Proj. mm(in)	CTC mm(in)	Screw Type
		PSS	SSS	ORB					
219		\$18	\$17		28(1.10)	15(0.59)	35(1.38)		6x3/4


220-A		\$20	\$19		28(1.10)	20(0.78)	35(1.38)		6x3/4
220-B		\$16	\$14		20(0.79)	15(0.59)	35(1.38)		


221-A		\$80	\$76	\$84	500(19.69)	10(0.39)	36(1.42)	480(18.89)	6x3/4
221-B		\$48	\$42	\$58	300(11.81)	10(0.39)	36(1.42)	280(11.02)	
221-C		\$44	\$40	\$48	200(7.87)	10(0.39)	36(1.42)	180(7.08)	


--	--	--	--	--	--	--	--	--	--


Item No.	Description	List Price			Width mm(in)	Drop Down mm(in)	Proj. mm(in)	CTC mm(in)	Screw Type
		PSS	SSS	ORB					
221-D		\$30	\$26	\$40	100(3.94)	10(0.39)	36(1.42)	80(3.14)	6x3/4
221-E		\$28	\$24	\$36	75(2.95)			55(2.16)	
221-F		\$16	\$14	\$18	28(1.10)			14(0.55)	


222		\$16	\$14	\$18	28(1.10)	10(0.39)	36(1.42)	14(0.55)	6x3/4
-----	---	------	------	------	----------	----------	----------	----------	-------


Item No.	Description	List Price			Length mm(in)	Diameter mm(in)	Proj. mm(in)	CTC mm(in)	Screw Type
		PC	BN	ORB					
300-A		\$18	\$19	\$20		29(1.14)	30(1.18)		M4 x 25
300-B		\$16	\$18	\$19		25(0.98)	25(0.98)		

Item No.	Description	List Price			Length mm(in)	Width mm(in)	Proj. mm(in)	CTC mm(in)	Screw Type
		PSS	SSS	ORB					
744		\$20	\$19	\$22	44(1.73)	6(0.24)	21(0.83)	30(1.18)	M4 x 25

746-A		\$46	\$44	\$48	100(3.94)	18(0.71)	29(1.14)	75(2.95)	M4 x 25
746-B		\$38	\$36	\$42	75(2.95)			50(1.97)	
746-C		\$26	\$25	\$32	50(1.97)			32(1.26)	
746-D		\$18	\$17	\$20	25(0.98)			16(0.63)	

748-A		\$46	\$44	\$48	100(3.94)	20(0.79)	29(1.14)	75(2.95)	M4 x 25
748-B		\$38	\$36	\$42	75(2.95)			50(1.97)	
748-C		\$26	\$25	\$32	50(1.97)			32(1.26)	
748-D		\$18	\$17	\$20	25(0.98)			16(0.63)	

749-A		\$46	\$44	\$48	100(3.94)	12(0.47)	29(1.14)	75(2.95)	M4 x 25
749-B		\$38	\$36	\$42	75(2.95)			50(1.97)	
749-C		\$26	\$25	\$32	50(1.97)			32(1.26)	
749-D		\$18	\$17	\$20	25(0.98)			16(0.63)	


Item No.	Description	List Price			Length mm(in)	Diameter mm(in)	Proj. mm(in)	CTC mm(in)	Screw Type
		PSS	SSS	ORB					
750-A		\$20	\$20			30(1.18)	30(1.18)		M4 x 25
750-B		\$16	\$16			25(0.98)	25(0.98)		
750-C		\$14	\$14			19(0.75)	24(0.94)		


755		\$18	\$18			14(0.55)	24(0.94)		M4 x 25
-----	---	------	------	--	--	----------	----------	--	---------


760		\$18	\$18			15(0.59)	26(1.02)		M4 x 25
-----	---	------	------	--	--	----------	----------	--	---------


Item No.	Description	List Price		Diameter mm(in)	Proj. mm(in)	Screw Type
		PSS	SSS			
765		\$16	\$16	24(0.94)	25(0.98)	M4 x 25
780-A		\$20	\$20	25(0.98)	26(1.02)	M4 x 25
780-B		\$18	\$18	19(0.75)	26(1.02)	
780-C		\$16	\$16	16(0.63)	25(0.98)	
785		\$20	\$20	24(0.94)	26(1.02)	M4 x 25
790		\$20	\$20	14(0.55)	26(1.02)	M4 x 25
795		\$20	\$20	19(0.75)	25(0.98)	M4 x 25
800		\$20	\$20	24(0.94)	26(1.02)	M4 x 25
805-A		\$20	\$20	19(0.75)	26(1.02)	M4 x 25
805-B		\$18	\$18	16(0.63)		
810		\$25	\$22	12(0.47)	24(0.94)	M4 x 25
815		\$32	\$28	12(0.47)	26(1.02)	M4 x 25
820		\$22	\$22	24(0.94)	25(0.98)	M4 x 25
825		\$18	\$18	16(0.63)	26(1.02)	M4 x 25
830		\$20	\$20	18(0.71)	30(1.18)	M4 x 25


Item No.	Description	List Price		Diameter mm(in)	Proj. mm(in)	Screw Type
		PSS	SSS			
835		\$18	\$18	20(0.94)	19(0.75)	M4 x 25
840		\$18	\$18	25(0.98)	25(0.98)	M4 x 25
845		\$19	\$18	17(0.67)	25(0.98)	M4 x 25
850		\$18	\$18	19(0.75)	25(0.98)	M4 x 25
855		\$19	\$19	15(0.59)	26(1.02)	M4 x 25
860		\$19	\$19	25(0.98)	25(0.98)	M4 x 25
865		\$19	\$19	23(0.91)	25(0.98)	M4 x 25
870		\$20	\$20	15(0.59)	26(1.02)	M4 x 25
880		\$20	\$20	19(0.75)	26(1.02)	M4 x 25
885		\$20	\$20	18(0.71)	26(1.02)	M4 x 25
890		\$20	\$20	15(0.59)	26(1.02)	M4 x 25
895		\$20	\$20	14(0.55)	26(1.02)	M4 x 25


Item No.	Description	List Price			Length mm(in)	Width mm(in)	Proj. mm(in)	CTC mm(in)	Screw Type
		BN	ORB	PC					
1092-A		\$42	\$46	\$45	308(12.13)	14(0.55)	30(1.18)	300(11.81)	M4 x 25
1092-B		\$36	\$39	\$38	232(9.13)	14(0.55)	30(1.18)	224(8.82)	
1092-C		\$30	\$32	\$31	168(6.61)	14(0.55)	30(1.18)	160(6.30)	
1092-D		\$26	\$28	\$27	136(5.35)	14(0.55)	30(1.18)	128(5.04)	
1092-E		\$19	\$20	\$20	103(4.06)	12(0.47)	26(1.02)	96(3.78)	


1299		\$15	\$16		41(1.61)	10(0.39)	20(0.79)	32(1.26)	M4 x 25
------	---	------	------	--	----------	----------	----------	----------	---------


1187		\$18			55(2.16)	12(.47)	25(0.98)	32(1.38)	M4 x 25
------	---	------	--	--	----------	---------	----------	----------	---------

		List Price		Length mm(in)	width mm(in)	Proj. mm(in)	CTC mm(in)	Screw Type
		PC	SN					
2050		\$24	\$22	50.8(2.00)	8(.31)	32(1.26)	38.1(1.51)	M4 x 25


2051		\$20	\$18		65(2.56)	7(.28)	22(.87)	25(.98)	M4 x 25
------	--	------	------	--	----------	--------	---------	---------	---------


2052		\$27	\$26		50(1.97)	5(.20)	32(1.26)	16(.63)	M4 x 25
------	---	------	------	--	----------	--------	----------	---------	---------


2053		\$36	\$34		140(5.51)	12x5 (.47x.20)	36(1.42)	<b>Adjustable CTC</b>	M4 x 25
								3, 3 1/2, 3 3/4	


2054-A		\$68	\$60		316.8 (12.44)	12x7 (.47x.28)	35(1.38)	304.8(12.00)	M4 x 25
2054-B		\$58	\$58		214 (8.43)	12x7 (.47x.28)	35(1.38)	203.2(8.00)	M4 x 25
2054-C		\$44	\$42		177.1 (6.98)	12x7 (.47x.28)	35(1.38)	165.1(6.50)	M4 x 25
2054-D		\$36	\$34		140 (5.51)	12x7 (.47x.28)	35(1.38)	128(5.03)	M4 x 25
2054-E		\$36	\$34		113.6 (4.47)	12x7 (.47x.28)	35(1.38)	101.6(4.00)	M4 x 25


--	--	--	--	--	--	--	--	--	--


Item No.	Description	List Price			Length mm(in)	Width mm(in)	Proj. mm(in)	CTC mm(in)	Screw Type
		BN	ORB	PC					
3000-A		\$28	\$30	\$28	157(6.18)		22(0.87)	128(5.03)	M4 x 25
3000-B		\$24	\$28	\$24	121(4.76)		21(0.83)	96(3.78)	

3076-A		\$32	\$32		178(7.01)	19(0.75)		160(6.30)	M4 x 25
3076-B		\$28	\$28		144(5.67)	17(0.67)		128(5.04)	




Item No.	Description	List Price			Length mm(in)	Width mm(in)	Proj. mm(in)	CTC mm(in)	Screw Type
		PSS	SSS	ORB					
3080-A		\$60	\$58	\$80	224(8.81)	12(0.47)	34(1.33)	212(8.34)	M4 x 25
3080-B		\$38	\$36	\$72	160(6.29)			148(5.82)	
3080-C		\$28	\$26	\$68	100(3.94)			88(3.46)	

4019-A		\$36			266(10.47)	10(0.39)	32(1.26)	256(10.07)	M4 x 25
4019-B		\$30			234(9.21)			224(8.82)	
4019-C		\$28			202(7.95)			192(7.56)	
4019-D		\$26			170(6.69)			160(6.30)	
4019-E		\$24			138(5.43)			128(5.03)	
4019-F		\$20			106(4.17)			96(3.78)	


Item No.	Description	List Price		Length mm(in)	Section mm(in)	Proj. mm(in)	CTC mm(in)	Screw Type
		PSS	SSS					
4144-A		\$50	\$48	514(20.24)	14x14 (0.55x0.55)	40(1.57)	500(19.69)	M4 x 25
4144-B		\$46	\$44	414(16.30)			400(15.75)	
4144-C		\$40	\$36	314(12.36)			300(11.81)	
4144-D		\$34	\$32	214(8.43)			200(7.87)	
4144-E		\$30	\$28	174(6.85)			160(6.3)	
4144-F		\$26	\$24	114(4.49)			100(3.94)	
4144-G		\$22	\$20	46(1.81)			32(1.26)	


4157-A		\$175	\$160	335(13.19)	14x14 (0.55x0.55)	40(1.57)	300(11.8)	M4 x 25
4157-B		\$165	\$150	265(10.43)			224(8.82)	


--	--	--	--	--	--	--	--	--	--


Item No.	Description	List Price			Length mm(in)	Base Diameter mm(in)	Proj. mm(in)	Bumper Type	Mount Type
		PC	SN	ORB					
DS-5		\$18	\$16			40(1.57)	32(1.25)	Rubber	Floor
DS-8		\$28	\$26		50(1.97)	26(1.02)	38(1.49)	Magnetic	Floor
DS-18		\$41	\$40		88(3.46)	50(1.97)	<b>Diameter</b>	Magnetic	Wall/Floor
							25(0.98)		
Item No.	Description	List Price			Height mm(in)	Base Diameter mm(in)	Diameter mm(in)	Bumper Type	Mount Type
		PSS	SSS	ORB					
DS-20		\$28	\$26	\$36	93(3.66)	50(1.97)	20(0.79)	Rubber	Wall
DS-30-A		\$30	\$28	\$36	40(1.57)	30(1.18)	29(1.14)	Rubber	Floor
DS-30-B		\$26	\$24	N/A			25(0.98)		
DS-30-A EXT			\$18	\$18			\$18		
DS-40		\$30	\$28	\$52	50(1.97)	30(1.18)	30(1.18)	Rubber	Floor
DS-40-EXT		\$16	\$14	\$18	15(0.59)		30(1.18)		
Item No.	Description	List Price			Length mm(in)	Width mm(in)	Proj. mm(in)	Bumper Type	Mount Type
		PC	SN	ORB					
DS-47		\$18	\$16		76(2.99)	28(1.10)	27(1.06)	Rubber	Floor
DS-50		<b>PSS</b>	<b>SSS</b>	<b>ORB</b>	80(3.15)	<b>Section</b>		Rubber	Wall
		\$26	\$24	\$18		15x15 (0.59x0.59)			
DS-52		<b>PC</b>	<b>SN</b>		47(1.85)	<b>Catch Diameter</b>	<b>Diameter</b>	Magnetic	Floor
		\$48	\$42			28(1.1)	37(1.46)		
DS-53		\$48	\$42		42(1.65)	28(1.1)	43(1.69)	Magnetic	Floor
DS-55		<b>PSS</b>	<b>SSS</b>	<b>ORB</b>	98(3.86)	<b>Base Diameter mm(in)</b>	<b>Diameter mm(in)</b>	Rubber	Wall
		\$28	\$26			<b>Section</b>	20(0.79)		
						50 x 50 (1.97)x(1.97)			


Item No.	Description	List Price			Height mm(in)	Base Section mm(in)	Section mm(in)	Bumper Type	Mount Type
		PC	SN	ORB					
DS-60		\$56	\$52		80(3.15)	47 x 47 (1.85 x 1.85)	22 x 22 (0.98 x 0.98)	Magnetic	Floor/Wall
DS-70			<b>BN</b> \$42		80(3.15)	42 x 42 (1.65 x 1.65)	22 x 22 (0.98 x 0.98)	Rubber	Wall
DS-75		<b>PSS</b> \$28	<b>SSS</b> \$26		42(1.65)		25(.98)	Rubber	Floor
DS-90		\$30	\$28	\$24	38(1.5)		<b>Diameter</b> 40(1.57)	Rubber	Floor
DS-90-EXT		\$18	\$16	\$18	15(0.59)				
DS-95		\$22	\$20	\$22	77(3.03)		16(0.63)	Rubber	Wall
DS-95-EXT		\$6	\$5		6.5(0.26)				
DS-103		\$28	\$28		26(1.02)		45(1.77)	Rubber	Floor
DS-105		\$28	\$28		41(1.65)		42(1.65)	Rubber	Floor
DS-106		\$36	\$36		23(0.9)		40(1.57)	Rubber	Wall
wedge		\$38	\$36		30(1.18)		Width 35.5(1.4)		


Item No.	Description	List Price			Length mm(in)	Wide mm(in)	Bucket Dimension	
		PSS	SSS	ORB			Diameter	Depth
RPS-45		\$26	\$24	\$28	45(1.75)	45(1.75)	38.1(1.5)	13(0.52)
RPS-59		\$36	\$32		59(2.32)	59(2.32)	38.1(1.5)	13(0.52)
RPS-40		\$20	\$18				38.1(1.5)	13(0.52)
RPS-50		\$26	\$24	\$28	50(1.97)	50(1.97)		
RPS-70		\$36	\$32					
RPR-50		\$24	\$20	\$28		50(1.97)	39(1.54)	13(0.52)
RPR-65		\$32	\$28	\$34		65(2.56)	52(2.05)	
RPR-85		\$38	\$36	\$40		85(3.35)	63(2.48)	
RPR-90		\$56	\$54	\$68		90(3.54)	70(2.76)	13(0.52)


Item No.	Description	List Price			Length	Width	Bucket size mm(in)		
		PSS	SSS	ORB	mm(in)	mm(in)	Length	Width	Depth
RPO-102		\$40	\$38	\$48	102(4.01)	50(1.97)	92.6(6.65)	37.6(1.48)	15.5(0.6)
RPO-150		\$52	\$48	\$60	150(5.9)	54(2.12)	132(5.2)		



RPR-102		\$44	\$38	\$48	102(4.01)	50(1.97)	90.6(3.57)	37.6(1.48)	15.5(0.6)
RPR-150		\$52	\$48	\$60	150(5.9)	54(2.12)	133(5.2)		


RPS-102		\$40	\$38	\$48	102(4.01)	50(1.97)	88(3.22)	37.6(1.48)	15.5(0.6)
RPS-150		\$52	\$48	\$60	150(5.9)	54(2.12)	132(5.2)		



RPO-120		\$38	\$34	\$42	120(4.72)	41(1.61)	90(3.54)	28(1.10)	12(0.47)
---------	---	------	------	------	-----------	----------	----------	----------	----------

FPS-160		\$65	\$55	\$91	150(5.9)	75(2.95)	132(5.2)	38(1.5)	15.5(0.61)
---------	---	------	------	------	----------	----------	----------	---------	------------


FPS-170		\$80	\$70		150(5.9)	150(5.9)	132(5.2)	38(1.5)	15.5(0.61)
---------	--	------	------	--	----------	----------	----------	---------	------------


Item No.	Description	List Price			Length	Wide	Projection	Door thicknees
		PSS	SSS	ORB	mm(in)	mm(in)	mm(in)	mm(in)
SLE-78SSP		\$195	\$185	\$200	160(6.5)	40(1.625)	4(0.16)	Minimum - 1 3/8" Maximum - 2 1/4"
SLE-79SSP		\$195	\$185	\$200	160(6.5)	40(1.625)	4(0.16)	Minimum - 1 3/8" Maximum - 2 1/4"




		PC	SN	ORB				
EP100		\$20	\$18	\$25	59(2.32)	19(0.75)		<b>Bucket dimension</b> 48x11(1.89x0.43)
Minimum Door Thickness 25mm(0.98)								

EP200				\$26	59(2.32)	19(0.75)		<b>Bucket dimension</b> 48x11(1.89x0.43)
		PSS	SSS	Minimum Door Thickness 25mm(0.98)				
EP300		\$26	\$24		100(3.94)	20(.79)		<b>Bucket dimension</b> 62x22(2.44x.87)



--	--	--	--	--	--	--	--	--	--





Item No.	Description	List Price		Length mm(in)	Wide mm(in)	CTC mm(in)	Recess Dpt. mm(in)	Strike Dim. mm(in)
		PSS	SSS					
RC100		\$26	\$24	90(3.54)	20(0.79)	70(2.75)	20(0.79)	51x35 (2.0x1.34)










Item No.	Description	PSS	SSS	Exterior mm(in)		Opening mm(in)	
MS 11		\$425	\$385	300x100(11.81x3.94)		280 x 52(11.02x2.05)	
Exterior part opens inside,Interior part opens outside							

Item No.	Description	List Price		Rose Dia. mm(in)	Rod Dia mm(in)	Projection mm(in)	Height mm(in)	Mounting Options
		PSS	SSS					
HRB-10-SS		\$67	\$65	50(1.97)	19(0.75)	70(2.76)	70(2.76)	Surface/Sqr plt
HRB-10-SC		\$67	\$65					Surface/crv plt
HRB-10-GS		\$69	\$67					Glass/Sqr plt
HRB-10-GC		\$69	\$67					Glass/crv plt
HRB-10-CS		\$66	\$63					Concreat/Sqr plt
HRB-10-CC		\$66	\$63					Concreat/crv plt
HRB-11-SS		\$68	\$66	55(2.65)	19(0.75)	70(2.76)	70(2.76)	Surface/Sqr plt
HRB-11-SC		\$68	\$66					Surface/crv plt
HRB-11-GS		\$70	\$68					Glass/Sqr plt
HRB-11-GC		\$70	\$68					Glass/crv plt
HRB-11-CS		\$67	\$64					Concreat/Sqr plt
HRB-11-CC		\$67	\$64					Concreat/crv plt
HRB-12-SS		\$70	\$68	55 x 55 (2.65x2.65)	16 x 16 (2.76x2.76)	70(2.76)	70(2.76)	Surface/Sqr plt
HRB-12-SC		\$70	\$68					Surface/crv plt
HRB-12-GS		\$72	\$70					Glass/Sqr plt
HRB-12-GC		\$72	\$70					Glass/crv plt
HRB-12-CS		\$69	\$67					Concreat/Sqr plt
HRB-12-CC		\$69	\$67					Concreat/crv plt

**section**




Item No.	Description	List Price			Dimension mm(in)	Thickness mm(in)	Screw Qty.
		PSS	SSS	ORB			
HI4040LL		\$36	\$32	N/A	101.6 x 101.6 (4.0x4.0)	3.5(0.14)	8
HI4040LR		\$36	\$32				
HI4545LL		\$43	\$38	N/A	114.3x114.3 (4.5 x 4.5)		
HI4545LR		\$43	\$38				
		PC	SN	ORB			
HI3535LH		\$38.25	\$38.25	\$41.40	88.9 x 88.9 (3.5x3.5)	4.5(18)	6
HI3535RH		\$38.25	\$38.25	\$41.40			
HI4040LH		\$45.00	\$45.00	\$49.50	101.6 x 101.6 (4.0x4.0)	4.5(18)	8
HI4040RH		\$45.00	\$45.00	\$49.50			
HI4545LH		\$54.45	\$54.45	\$59.85	114.3x114.3 (4.5 x 4.5)	4.5(18)	8
HI4545RH		\$54.45	\$54.45	\$59.85			

				PSS	SSS		Diameter	Thickness	Mounting
				\$24	\$24		76(3.0)	2(0.06)	Glue
SGN-1	SGN-2	SGN-3	SGN-4						

Item No.	Description	List Price			Top Dia. mm(in)	Bottom Dia. mm(in)	Projection. mm(in)	Body Dia. mm(in)
		PSS	SSS	ORB				
HK180		\$40	\$39	\$42	20(0.79)	20(0.79)	36(1.42)	14(0.55)
HK181		\$46	\$46	N/A	12(0.47)	24(0.94)	36(1.42)	6(0.24)
HK182		\$46	\$46	N/A	21(0.83)	16(0.63)	40(1.57)	10(0.39)
HK183		\$46	\$46	N/A	21(0.83)	15(0.93)	40(1.57)	9(0.37)
HK184		\$46	\$46	N/A	21(0.83)	15(0.93)	40(1.57)	
HK187		\$64	\$60	\$65	<b>Post Dia.</b>	<b>Post Length</b>	<b>Hook Dim.</b>	<b>Hook Dia.</b>
					19(0.75)	47(1.85)	80x32 (3.15x1.26)	10(0.39)
HK188		\$48	\$43	N/A	<b>Section</b>		<b>Projection</b>	
					16x16 (0.63x0.63)		48(1.89)	
HK-PLT-5		\$46	\$44	<b>Plate Dimension</b> 500x40 (19.68x1.57)			<b>HOOKS SOLD SEPARATE</b>	
HK-PLT-4		\$52	\$48	<b>Plate Dimension</b> 350x40 (13.78x1.57)			<b>HOOKS SOLD SEPARATE</b>	


--


Letter	Description	List Price	Length mm(in)	Proj. mm(in)	Diameter mm(in)	Screw Type
		SN				
A		\$72	127(5.00)	25(1.97)	9(.35)	Threaded Nail
B		\$72	127(5.00)	25(1.97)	9(.35)	Threaded Nail
C		\$72	127(5.00)	25(1.97)	9(.35)	Threaded Nail
D		\$72	127(5.00)	25(1.97)	9(.35)	Threaded Nail


Number	Description	List Price	Length mm(in)	Proj. mm(in)	Diameter mm(in)	Screw Type
		SN				
0		\$72	127(5.00)	25(1.97)	9(.35)	Threaded Nail
1		\$72	127(5.00)	25(1.97)	9(.35)	Threaded Nail
2		\$72	127(5.00)	25(1.97)	9(.35)	Threaded Nail


--


Number	Description	List Price	Length mm(in)	Proj. mm(in)	Diameter mm(in)	Screw Type
		SN				
3	3	\$72	127(5.00)	25(1.97)	9(.35)	Threaded Nail
4	4	\$72	127(5.00)	25(1.97)	9(.35)	Threaded Nail
5	5	\$72	127(5.00)	25(1.97)	9(.35)	Threaded Nail
6	6	\$72	127(5.00)	25(1.97)	9(.35)	Threaded Nail
7	7	\$72	127(5.00)	25(1.97)	9(.35)	Threaded Nail
8	8	\$72	127(5.00)	25(1.97)	9(.35)	Threaded Nail
9	9	\$72	127(5.00)	25(1.97)	9(.35)	Threaded Nail




Item No.	Description	List Price	
		PSS	SSS
LL1-PA		\$255	\$235
LL1-PR		\$385	\$365
LL1-SD		\$125	\$115
LL1-FD		\$245	\$225


Item No.	Description	List Price	
		PSS	SSS
LL20-PA		\$255	\$235
LL20-PR		\$385	\$365
LL20-SD		\$125	\$115
LL20-FD		\$245	\$225

LL2-PA		\$255	\$235
LL2-PR		\$385	\$365
LL2-SD		\$125	\$115
LL2-FD		\$245	\$225

LL25-PA		\$255	\$235
LL25-PR		\$385	\$365
LL25-SD		\$125	\$115
LL25-FD		\$245	\$225


LL3-PA		\$255	\$235
LL3-PR		\$385	\$365
LL3-SD		\$125	\$115
LL3-FD		\$245	\$225


LL47-PA		\$255	\$235
LL47-PR		\$385	\$365
LL47-SD		\$125	\$115
LL47-FD		\$245	\$225

LL12-PA		\$255	\$235
LL12-PR		\$385	\$365
LL12-SD		\$125	\$115
LL12-FD		\$245	\$225

LL48-PA		\$255	\$235
LL48-PR		\$385	\$365
LL48-SD		\$125	\$115
LL48-FD		\$245	\$225

LL17-PA		\$255	\$235
LL17-PR		\$385	\$365
LL17-SD		\$125	\$115
LL17-FD		\$245	\$225

LL57-PA		\$255	\$235
LL57-PR		\$385	\$365
LL57-SD		\$125	\$115
LL57-FD		\$245	\$225

LL18-PA		\$234	\$226
LL18-PR		\$237	\$229
LL18-SD		\$112	\$108
LL18-FD		\$224	\$216


LL60-PA		\$234	\$226
LL60-PR		\$237	\$229
LL60-SD		\$112	\$108
LL60-FD		\$224	\$216

- 1) Bore: 2-1/8" for large rose and 3/4" for small rose
- 2) Backset: 2-3/8" or 2-3/4" (specify)
- 3) Privacy: Push pin for large rose and mortise bolt for small rose
- 4) Latch: 28° retract with 8mm spindle
- 5) All levers available with round or square rose





Item No.	Description	List Price	
		PSS	SSS
LL63-PA		\$255	\$235
LL63-PR		\$385	\$365
LL63-SD		\$125	\$115
LL63-FD		\$245	\$225


Item No.	Description	List Price	
		PSS	SSS
LL94-PA		\$255	\$235
LL94-PR		\$385	\$365
LL94-SD		\$125	\$115
LL94-FD		\$245	\$225

LL66-PA		\$255	\$235
LL66-PR		\$385	\$365
LL66-SD		\$125	\$115
LL66-FD		\$245	\$225

LL95-PA		\$255	\$235
LL95-PR		\$385	\$365
LL95-SD		\$125	\$115
LL95-FD		\$245	\$225


LL80-PA		\$255	\$235
LL80-PR		\$385	\$365
LL80-SD		\$125	\$115
LL80-FD		\$245	\$225


LL96-PA		\$255	\$235
LL96-PR		\$385	\$365
LL96-SD		\$125	\$115
LL96-FD		\$245	\$225


LL88-PA		\$255	\$235
LL88-PR		\$385	\$365
LL88-SD		\$125	\$115
LL88-FD		\$245	\$225

LL97-PA		\$255	\$235
LL97-PR		\$385	\$365
LL97-SD		\$125	\$115
LL97-FD		\$245	\$225

LL89-PA		\$255	\$235
LL89-PR		\$385	\$365
LL89-SD		\$125	\$115
LL89-FD		\$245	\$225




LL100-PA		\$255	\$235
LL100-PR		\$385	\$365
LL100-SD		\$125	\$115
LL100-FD		\$245	\$225


LL90-PA		\$255	\$235
LL90-PR		\$385	\$365
LL90-SD		\$125	\$115
LL90-FD		\$245	\$225


LL148-PA		\$255	\$235
LL148-PR		\$385	\$365
LL148-SD		\$125	\$115
LL148-FD		\$245	\$225

- |  |
|--|
| <ol style="list-style-type: none"> <li>1) Bore: 2-1/8" for large rose and 3/4" for small rose</li> <li>2) Backset: 2-3/8" or 2-3/4" (specify)</li> <li>3) Privacy: Push pin for large rose and mortise bolt for small rose</li> <li>4) Latch: 28° retract with 8mm spindle</li> <li>5) All levers available with round or square rose</li> </ol> |
|--|





Item No.	Description	List Price		Turn Piece mm(in)	Projection mm(in)	Rose Dim. mm(in)	Spindle mm(in)
		PSS	SSS				
MTPO		\$66.00	\$65.00	11 x 30.5 (.47 x 1.20)	25(.98)	39 (1.54)	5(20)
MTPS		\$66.00	\$65.00	11 x 30.5 (.47 x 1.20)	25(.98)	39x39 (1.54x1.54)	5(20)
TPER-200S		\$140	\$130	<b>Rose Dim.</b> 47 x 47x9 (1.85x1.85x0.35)	<b>ER Dim.</b> 23x23x4 (0.9x0.9x0.16)	<b>Trim Dim.</b> 23x23x23 (0.9x0.9x0.93)	5(0.17) Diamond


TPER-100R		\$140	\$130	<b>Rose Dim.</b> 46x10 (1.81x0.39)	<b>ER Dim.</b> 20x3 (0.79x0.12)	<b>Trim Dim.</b> 20x11x23 (0.79x0.43x0.9)	5(0.17) Diamond
-----------	---	-------	-------	--	---------------------------------------	---	--------------------

	Privacy Bolt 		Length	Function	Spindle Hub.
PRB-60			\$35	2 3/8"	Privacy Bolt
PRB-70		\$35	2 3/4"		


**Cylinder Collar**


CC-50R		\$36	\$36	<b>Outside Dia.</b> 50(1.97)	<b>Thickness</b> 6(0.24)	<b>Inside Diameter</b> 33(1.3)
--------	---	------	------	---------------------------------	-----------------------------	-----------------------------------


CC-50S		\$36	\$36	<b>Outside Dim.</b> 50x50 (1.97x1.97)	<b>Thickness</b> 6(0.24)	<b>Inside Diameter</b> 33(1.3)
--------	---	------	------	---	-----------------------------	-----------------------------------


ML-A608L			\$395	<b>BS</b> 2.5"		<b>Spindle Hub.</b> 8mm sqr & 5mm Diamond
----------	---	--	-------	-------------------	--	--


--	--	--	--	--	--	--	--

DBR-200		PSS	SSS	Trim Dimension	Front Dim.	Back Dim.	Mtg.plate Dim.
		\$245	\$225	18x34 & 10x27 (0.71x1.34 ) &(0.4x1.06)	63x20 (2.48x0.79)	63x10 (2.48x0.39)	59x8 (2.32x0.31)
DBR-300	Double Cylinder	\$220	\$210				
Door bore Dia. 2 1/8" BS-2 3/8" or 2 3/4"							


DBS-200		\$245	\$225	Trim Dimension	Front Dim.	Back Dim.	Mtg.plate Dim.
				18x34 & 10x27 (0.71x1.34 ) &(0.4x1.06)	63x20 (2.48x0.79)	63x10 (2.48x0.39)	59x8 (2.32x0.31)
DBS-300	Double Cylinder	\$220	\$210				
Door bore Dia. 2 1/8" BS-2 3/8" or 2 3/4"							

DBRP-200		\$155	\$135	Trim Dimension	Front Dim.	Function	Mtg.plate Dim.
				18x34 & 10x27 (0.71x1.34 ) &(0.4x1.06)	63x20 (2.48x0.79)	Patio	59x8 (2.32x0.31)
Door bore Dia. 2 1/8" BS-2 3/8" or 2 3/4"							


DBSP-200		\$155	\$135	Trim Dimension	Front Dim.	Function	Mtg.plate Dim.
				18x34 & 10x27 (0.71x1.34 ) &(0.4x1.06)	63x20 (2.48x0.79)	Patio	59x8 (2.32x0.31)

LT-2860		Latch	\$67	\$65	60(2 3/8)	Passage	Face Plate Dimension 26x57 1 1/16x2 1/4	8(0.315)
LT-2861		\$70	\$68	60(2 3/8)	Privacy			
LT-2870		\$67	\$65	70(2 3/4)	Passage			
LT-2871		\$70	\$68	70(2 3/4)	Privacy			
T-strike dim.2 3/4" x 1 7/8"				28 Degree turn.				




Item No.	Description	List Price			Length mm(in)	Projection mm(in)	CTC mm(in)	Section mm(in)
		PSS	SSS	ORB				
2512S-A		\$240	\$230		612(24.09)	600(23.62)	12x25(0.47x0.98)	
2512D-A		\$240	\$230					
2512B-A		\$480	\$460					
2512S-B		\$230	\$220		462(18.19)	50(1.97)		450(17.72)
2512D-B		\$230	\$220					
2512B-B		\$460	\$440					
2512S-C		\$180	\$170	312(12.28)		300(11.81)		
2512D-C		\$180	\$170					
2512B-C		\$360	\$340					
S=Surf Mount,D=Through bolt,B=Back to Back. Screw size-M6. Door thickness and material required.								

DECORATIVE DISC ARE AN ADDITIONAL \$12/PAIR SCREWS LONGER THAN 2.5 INCHES ARE AN ADDITIONAL \$6/EA


2525S-A		\$280	\$260		625(24.61)	600(23.62)	Bar 10x25(0.39x0.98)	
2525D-A		\$280	\$260					
2525B-A		\$360	\$520					
2525S-B		\$240	\$220		475(18.70)	50(1.97)		450(17.72)
2525D-B		\$240	\$220					
2525B-B		\$480	\$440					
2525S-C		\$200	\$180	325(12.79)		300(11.81)	Post 25x25(.98x.98)	
2525D-C		\$200	\$180					
2525B-C		\$400	\$360					
2525S-D		\$170	\$160	225(8.86)		200(7.87)		
2525D-D		\$170	\$160					
2525B-D		\$340	\$320					
S=Surf Mount,D=Through bolt,B=Back to Back. Screw size-M6. Door thickness and material required.								

DECORATIVE DISC ARE AN ADDITIONAL \$12/PAIR SCREWS LONGER THAN 2.5 INCHES ARE AN ADDITIONAL \$6/EA

LP244-20S-A		\$210	\$200		620(24.41)	600(23.62)	20x20(0.79x0.79)		
LP244-20D-A		\$210	\$200						
LP244-20B-A		\$420	\$400						
LP244-20S-B		\$180	\$170		\$260	470(18.50)		65(2.56)	450(17.72)
LP244-20D-B		\$180	\$170		\$260				
LP244-20B-B		\$360	\$340		\$520				
LP244-20S-C		\$160	\$150	\$240	320(12.60)		300(11.81)		
LP244-20D-C		\$160	\$150	\$240					
LP244-20B-C		\$320	\$300	\$480					
LP244-25S-A		\$230	\$220		625(24.61)	600(23.62)	25x25(0.98x0.98)		
LP244-25D-A		\$230	\$220						
LP244-25B-A		\$460	\$440						
LP244-25S-B		\$200	\$190		475(18.70)	70(2.76)		450(17.72)	
LP244-25D-B		\$200	\$190						
LP244-25B-B		\$400	\$380						
LP244-25S-C		\$180	\$170	325(12.80)		300(11.81)			
LP244-25D-C		\$180	\$170						
LP244-25B-C		\$360	\$340						
S=Surf Mount,D=Through bolt,B=Back to Back. Screw size-M6. Door thickness and material required.									


DECORATIVE DISC ARE AN ADDITIONAL \$12/PAIR SCREWS LONGER THAN 2.5 INCHES ARE AN ADDITIONAL \$6/EA

--


Item No.	Description	List Price			Length mm(in)	Projection mm(in)	CTC mm(in)	Section mm(in)	
		PSS	SSS	ORB					
LP241-20S-A		\$210	\$200		600(23.62)	440(17.32)	20x20(0.79x0.79)		
LP241-20D-A		\$210	\$200						
LP241-20B-A		\$420	\$400						
LP241-20S-B		\$190	\$180						
LP241-20D-B		\$190	\$180						
LP241-20B-B		\$380	\$360						
LP241-20S-C		\$160	\$150						
LP241-20D-C		\$160	\$150						
LP241-20B-C		\$320	\$300						
LP241-25S-A		\$230	\$220			600(23.62)		440(17.32)	25x25(0.98x0.98)
LP241-25D-A		\$230	\$220						
LP241-25B-A		\$460	\$440						
LP241-25S-B		\$200	\$190						
LP241-25D-B		\$200	\$190						
LP241-25B-B		\$400	\$380						
LP241-25S-C		\$180	\$170		450(17.72)	290(11.42)			
LP241-25D-C		\$180	\$170						
LP241-25B-C		\$360	\$340						

S=Surf Mount,D=Through bolt,B=Back to Back. Screw size-M6. Door thickness and material required.

DECORATIVE DISC ARE AN ADDITIONAL \$12/PAIR SCREWS LONGER THAN 2.5 INCHES ARE AN ADDITIONAL \$6/EA

Item No.	Description	List Price			Length mm(in)	Projection mm(in)	CTC mm(in)	Section mm(in)	
		PSS	SSS	ORB					
LP255-19S-A		\$200	\$190		619(24.73)	600(23.62)	Diameter		
LP255-19D-A		\$200	\$190						
LP255-19B-A		\$400	\$380						
LP255-19S-B		\$190	\$180					\$260	
LP255-19D-B		\$190	\$180					\$260	
LP255-19B-B		\$380	\$360					\$520	
LP255-19S-C		\$170	\$160		\$240				
LP255-19D-C		\$170	\$160		\$240				
LP255-19B-C		\$340	\$320		\$480				
LP255-25S-A		\$220	\$210			619(24.73)		600(23.62)	25(0.98)
LP255-25D-A		\$220	\$210						
LP255-25B-A		\$440	\$420						
LP255-25S-B		\$200	\$190						
LP255-25D-B		\$200	\$190						
LP255-25B-B		\$400	\$380						
LP255-25S-C		\$180	\$170		319(12.56)	300(11.81)			
LP255-25D-C		\$180	\$170						
LP255-25B-C		\$360	\$340						
LP255-32S-A		\$230	\$220		619(24.73)	600(23.62)	32(1.26)		
LP255-32D-A		\$230	\$220						
LP255-32B-A	\$460	\$440							
LP255-32S-B	\$210	\$200							
LP255-32D-B	\$210	\$200							
LP255-32B-B	\$420	\$400							
LP255-32S-C	\$190	\$180		469(18.46)	450(17.72)				
LP255-32D-C	\$190	\$180							
LP255-32B-C	\$380	\$360							

DECORATIVE DISC ARE AN ADDITIONAL \$12/PAIR SCREWS LONGER THAN 2.5 INCHES ARE AN ADDITIONAL \$6/EA

Item No.	Description	List Price			Length mm(in)	Projection mm(in)	CTC mm(in)	Diameter mm(in)
		PSS	SSS	ORB				
LP262-19S-A		\$200	\$190		610(24.01)	90(3.56)	440(17.32)	
LP262-19D-A		\$200	\$190					
LP262-19B-A		\$400	\$380					
LP262-19S-B		\$190	\$180	\$260	500(19.69)	76(2.99)	370(14.57)	19(0.75)
LP262-19D-B		\$190	\$180	\$260				
LP262-19B-B		\$380	\$360	\$520				
LP262-19S-C		\$170	\$160	\$190	350(13.80)	68(2.68)	200(7.87)	
LP262-19D-C		\$170	\$160	\$190				
LP262-19B-C		\$340	\$320	\$380				
LP262-25S-A		\$220	\$210		610(24.01)	90(3.56)	440(17.32)	25(0.98)
LP262-25D-A		\$220	\$210					
LP262-25B-A		\$440	\$420					
LP262-25S-B	\$200	\$190		500(19.69)	76(2.99)	370(14.57)		
LP262-25D-B	\$200	\$190						
LP262-25B-B	\$400	\$380						
LP262-25S-C	\$180	\$170		350(13.80)	68(2.68)	200(7.87)		
LP262-25D-C	\$180	\$170						
LP262-25B-C	\$360	\$340						
LP262-32S-A	\$230	\$220		610(24.01)	90(3.56)	440(17.32)	32(1.26)	
LP262-32D-A	\$230	\$220						
LP262-32B-A	\$460	\$440						
LP262-32S-B	\$210	\$200		500(19.69)	76(2.99)	370(14.57)		
LP262-32D-B	\$210	\$200						
LP262-32B-B	\$420	\$400						
LP262-32S-C	\$190	\$180		350(13.80)	68(2.68)	200(7.87)		
LP262-32D-C	\$190	\$180						
LP262-32B-C	\$380	\$360						


DECORATIVE DISC ARE AN ADDITIONAL \$12/PAIR SCREWS LONGER THAN 2.5 INCHES ARE AN ADDITIONAL \$6/EA


Item No.	Description	List Price		Length mm(in)	Projection mm(in)	CTC mm(in)	Section mm(in)
		PSS	SSS				
LP257S-A		\$400	\$380	675(26.57)	65(2.56)	565(22.24)	20x20 (0.79x0.79)
LP257D-A		\$400	\$380				
LP257B-A		\$800	\$760				
LP257S-B		\$360	\$340	400(15.75)	60(2.36)	320(12.6)	
LP257D-B		\$360	\$340				
LP257B-B		\$720	\$680				

S=Surf Mount,D=Through bolt,B=Back to Back. Screw size-M8. Door thickness and material required.


DECORATIVE DISC ARE AN ADDITIONAL \$12/PAIR SCREWS LONGER THAN 2.5 INCHES ARE AN ADDITIONAL \$6/EA



Item No.	Description	List Price		Diameter mm(in)	Projection mm(in)	Unit mm(in)	Screw mm(in)
		PSS	SSS				
	Shower knob						
SH 940/A		\$165	\$153	30(1.18)	30(1.18)	Pair	M8
SH 940/B		\$138	\$133	30(1.18)	30(1.18)	Single	
SH 941/A		\$165	\$153	30(1.18)	30(1.18)	Pair	M8
SH 941/B		\$138	\$133	30(1.18)	30(1.18)	Single	
SH 942/A		\$165	\$153	30(1.18)	30(1.18)	Pair	M8
SH 942/B		\$138	\$133	30(1.18)	30(1.18)	Single	
SH 943/A		\$165	\$153	30(1.18)	30(1.18)	Pair	M8
SH 943/B		\$138	\$133	30(1.18)	30(1.18)	Single	
SH 944/A		\$165	\$153	30(1.18)	30(1.18)	Pair	M8
SH 944/B		\$138	\$133	30(1.18)	30(1.18)	Single	
SH 945/A		\$165	\$153	30(1.18)	30(1.18)	Pair	M6
SH 945/B		\$138	\$133	30(1.18)	30(1.18)	Single	


	Shower Door Bar (round)			Length	Projection	Diameter	CTC
		\$429	\$378	469(18.46)	57(2.24)	19(0.75)	450(17.72)
SHB900/B		\$415	\$365	319(12.56)			300(11.81)
SHB900/C		\$400	\$352	169(6.65)			150(5.90)

	Shower Door Bar (square)			Length	Projection	Section	CTC
		\$190	\$180	466(18.35)	75(2.95)	16x16 (0.63x0.63)	450(17.72)
SHB 610							

--


Item No.	Description	List Price		Length mm(in)	Projection mm(in)	CTC mm(in)	Bar & Post Dia. mm(in)
		PSS	SSS				
2019S-A		\$1,038	\$899	1600(62.99)	69(2.72)	1590(62.59)	19(0.75)
2019D-A		\$1,130	\$982	1600(62.99)		1590(62.59)	
2019B-A		\$2,030	\$1,771	1600(62.99)		1590(62.59)	
2019S-B		\$1,010	\$881	1500(59.05)		1490(59.05)	
2019D-B		\$1,103	\$963	1500(59.05)		1490(59.05)	
2019B-B		\$1,985	\$1,733	1500(59.05)		1490(59.05)	
2019S-C		\$982	\$852	1400(55.11)		1390(54.72)	
2019D-C		\$1,075	\$936	1400(55.11)		1390(54.72)	
2019B-C		\$1,936	\$1,686	1400(55.11)		1390(54.72)	
2019S-D		\$954	\$834	1300(51.18)		1290(50.78)	
2019D-D		\$1,056	\$917	1300(51.18)		1290(50.78)	
2019B-D		\$1,890	\$1,640	1300(51.18)		1290(50.78)	
2019S-E		\$936	\$815	1200(47.24)		1190(46.85)	
2019D-E		\$1,028	\$899	1200(47.24)		1190(46.85)	
2019B-E		\$1,844	\$1,603	1200(47.24)		1190(46.85)	
2019S-F		\$908	\$788	1100(43.30)		1090(42.91)	
2019D-F		\$1,001	\$871	1100(43.30)		1090(42.91)	
2019B-F		\$1,788	\$1,557	1100(43.30)		1090(42.91)	
2019S-G		\$889	\$778	1000(39.37)		990(38.97)	
2019D-G		\$982	\$852	1000(39.37)		990(38.97)	
2019B-G		\$1,751	\$1,529	1000(39.37)		990(38.97)	
2019S-H		\$815	\$713	900(35.43)		890(35.03)	
2019D-H		\$908	\$788	900(35.43)		890(35.03)	
2019B-H		\$1,603	\$1,399	900(35.43)		890(35.03)	
2019S-I		\$788	\$686	800(31.49)		790(31.10)	
2019D-I		\$880	\$769	800(31.49)		790(31.10)	
2019B-I		\$1,557	\$1,353	800(31.49)		790(31.10)	
2019S-J		\$769	\$667	700(27.56)		690(27.16)	
2019D-J		\$862	\$750	700(27.56)		690(27.16)	
2019B-J		\$1,510	\$1,316	700(27.56)		690(27.16)	
2019S-K		\$741	\$649	600(23.62)		590(23.22)	
2019D-K		\$834	\$723	600(23.62)		590(23.22)	
2019B-K	\$1,464	\$1,269	600(23.62)	590(23.22)			
2019S-L	\$723	\$630	500(19.69)	490(19.29)			
2019D-L	\$806	\$704	500(19.69)	490(19.29)			
2019B-L	\$1,418	\$1,232	500(19.69)	490(19.29)			
2019S-M	\$695	\$602	400(15.74)	390(15.35)			
2019D-M	\$788	\$686	400(15.74)	390(15.35)			
2019B-M	\$1,371	\$1,186	400(15.74)	390(15.35)			



Item No.	Description	List Price		Length mm(in)	Dia. mm(in)	CTC mm(in)	Projection mm(in)
		PSS	SSS				
5250-14S-A		\$1,038	\$936	1400(55.12)	14(0.55)	1240(48.82)	48(1.89)
5250-14D-A		\$1,177	\$1,056				
5250-14B-A		\$1,760	\$1,566				
5250-14S-B		\$1,019	\$927	1300(51.18)			
5250-14D-B		\$1,158	\$1,047				
5250-14B-B		\$1,733	\$1,538				
5250-14S-C		\$1,010	\$908	1200(47.24)			
5250-14D-C		\$1,140	\$1,028				
5250-14B-C		\$1,695	\$1,510				
5250-14S-D		\$991	\$899	1100(43.31)			
5250-14D-D		\$1,130	\$1,019				
5250-14B-D		\$1,668	\$1,492				
5250-14S-E		\$982	\$889	1000(39.37)			
5250-14D-E		\$1,112	\$1,010				
5250-14B-E		\$1,649	\$1,473				
5250-14S-F		\$964	\$871	900(35.43)			
5250-14D-F		\$1,103	\$991				
5250-14B-F		\$1,547	\$1,380				
5250-14S-G		\$945	\$862	800(31.50)			
5250-14D-G		\$1,084	\$982				
5250-14B-G		\$1,519	\$1,353				
5250-14S-H		\$927	\$843	700(27.56)			
5250-14D-H		\$1,065	\$964				
5250-14B-H		\$1,482	\$1,325				
5250-14S-I		\$917	\$834	600(23.22)			
5250-14D-I		\$1,056	\$954				
5250-14B-I		\$1,455	\$1,306				
5250-14S-J		\$899	\$825	500(19.66)			
5250-14D-J		\$1,038	\$936				
5250-14B-J		\$1,427	\$1,279				
5250-14S-K	\$889	\$806	400(15.74)				
5250-14D-K	\$1,019	\$927					
5250-14B-K	\$1,399	\$1,260					
5250-16S-A		\$1,075	\$973	1400(55.12)	16(0.63)	1240(48.82)	50(2.08)
5250-16D-A		\$1,214	\$1,093				
5250-16B-A		\$1,834	\$1,631				
5250-16S-B		\$1,056	\$954	1300(51.18)			
5250-16D-B		\$1,195	\$1,075				
5250-16B-B		\$1,797	\$1,603				
5250-16S-C		\$1,038	\$945	1200(47.24)			
5250-16D-C		\$889	\$1,065				
5250-16B-C		\$1,760	\$1,575				
5250-16S-D		\$1,028	\$927	1100(43.31)			
5250-16D-D		\$1,158	\$1,047				
5250-16B-D		\$1,733	\$1,538				

Item No.	Description	List Price		Length mm(in)	Dia. mm(in)	CTC mm(in)	Projection mm(in)
		PSS	SSS				
5250-16S-E		\$1,010	\$917	1000(39.37)	16(0.63)	840(33.07)	50(2.08)
5250-16D-E		\$1,149	\$1,038				
5250-16B-E		\$1,705	\$1,519				
5250-16S-F		\$991	\$899	900(35.43)			
5250-16D-F		\$1,121	\$1,019				
5250-16B-F		\$1,594	\$1,418				
5250-16S-G		\$973	\$880	800(31.50)			
5250-16D-G		\$1,112	\$1,001				
5250-16B-G		\$1,557	\$1,390				
5250-16S-H		\$954	\$871	700(27.56)			
5250-16D-H		\$1,093	\$982				
5250-16B-H		\$1,529	\$1,362				
5250-16S-I		\$936	\$852	600(23.22)			
5250-16D-I		\$1,075	\$973				
5250-16B-I		\$1,492	\$1,334				
5250-16S-J		\$917	\$834	500(19.66)			
5250-16D-J		\$1,056	\$954				
5250-16B-J		\$1,455	\$1,306				
5250-16S-K		\$899	\$825	400(15.74)			
5250-16D-K		\$1,038	\$936				
5250-16B-K		\$1,427	\$1,279				
5250-19S-A	\$1,362	\$1,223	1400(55.12)	19(0.75)	1240(48.82)	65(2.56)	
5250-19D-A	\$1,464	\$1,306					
5250-19B-A	\$2,418	\$2,140					
5250-19S-B	\$1,343	\$1,204	1300(51.18)				
5250-19D-B	\$1,436	\$2,011					
5250-19B-B	\$2,372	\$2,103					
5250-19S-C	\$1,316	\$1,186	1200(47.24)				
5250-19D-C	\$1,408	\$1,260					
5250-19B-C	\$2,326	\$2,057					
5250-19S-D	\$1,288	\$1,158	1100(43.31)				
5250-19D-D	\$1,390	\$1,242					
5250-19B-D	\$2,270	\$2,011					
5250-19S-E	\$1,269	\$1,140	1000(39.37)				
5250-19D-E	\$1,362	\$1,223					
5250-19B-E	\$2,224	\$1,973					
5250-19S-F	\$1,242	\$1,121	900(35.43)				
5250-19D-F	\$1,334	\$1,195					
5250-19B-F	\$2,168	\$1,927					
5250-19S-G	\$1,214	\$1,093	800(31.50)				
5250-19D-G	\$1,306	\$1,177					
5250-19B-G	\$2,122	\$1,881					
5250-19S-H	\$1,195	\$1,075	700(27.56)				
5250-19D-H	\$1,288	\$1,158					
5250-19B-H	\$2,075	\$1,844					



Item No.	Description	List Price		Length mm(in)	Dia. mm(in)	CTC mm(in)	Projection mm(in)
		PSS	SSS				
5250-19S-I		\$1,177	\$1,056	600(23.22)	19(0.75)	440(17.32)	65(2.56)
5250-19D-I		\$1,269	\$1,140				
5250-19B-I		\$2,038	\$1,807				
5250-19S-J		\$1,103	\$991	500(19.66)			
5250-19D-J		\$1,186	\$1,075				
5250-19B-J		\$1,890	\$1,677				
5250-19S-K		\$1,075	\$973	400(15.74)			
5250-19D-K		\$1,167	\$1,047				
5250-19B-K		\$1,844	\$1,640				

S=Surf Mount,D=Through bolt,B=Back to Back. Screw size-M8. Door thickness and material required.


6200-19S-A		\$1,446	\$1,257	2400(94.49)	19(0.75)	2240(88.19)	72(2.83)
6200-19D-A		\$1,558	\$1,354				
6200-19B-A		\$2,865	\$2,491				
6200-19S-B		\$1,417	\$1,232	2300(90.55)			
6200-19D-B		\$1,528	\$1,328				
6200-19B-B		\$2,807	\$2,440				
6200-19S-C		\$1,387	\$1,206	2200(86.61)			
6200-19D-C		\$1,498	\$1,303				
6200-19B-C		\$2,748	\$2,389				
6200-19S-D		\$1,357	\$1,180	2100(82.68)			
6200-19D-D		\$1,469	\$1,278				
6200-19B-D		\$2,689	\$2,338				
6200-19S-E		\$1,336	\$1,162	2000(78.74)			
6200-19D-E		\$1,448	\$1,258				
6200-19B-E		\$2,646	\$2,300				
6200-19S-F		\$1,299	\$1,129	1900(74.80)			
6200-19D-F		\$1,410	\$1,226				
6200-19B-F		\$2,571	\$2,236				
6200-19S-G		\$1,268	\$1,103	1800(70.87)			
6200-19D-G		\$1,381	\$1,201				
6200-19B-G		\$2,511	\$2,184				
6200-19S-H		\$1,240	\$1,078	1700(66.93)			
6200-19D-H		\$1,351	\$1,175				
6200-19B-H		\$2,453	\$2,133				
6200-19S-I		\$1,210	\$1,052	1600(62.99)			
6200-19D-I		\$1,321	\$1,149				
6200-19B-I		\$2,394	\$2,082				
6200-19S-J		\$1,181	\$1,026	1500(59.05)			
6200-19D-J		\$1,292	\$1,123				
6200-19B-J		\$2,335	\$2,030				
6200-19S-K	\$1,151	\$1,001	1400(55.12)				
6200-19D-K	\$1,263	\$1,213					
6200-19B-K	\$2,276	\$1,979					
6200-19S-L	\$1,122	\$976	1300(51.18)				
6200-19D-L	\$1,233	\$1,072					
6200-19B-L	\$2,217	\$1,927					


Item No.	Description	List Price		Length mm(in)	Dia. mm(in)	CTC mm(in)	Projection mm(in)
		PSS	SSS				
6200-19S-M		\$1,092	\$950	1200(47.24)	19(0.75)	1040(40.94)	72(2.83)
6200-19D-M		\$1,204	\$1,047				
6200-19B-M		\$2,158	\$1,877				
6200-19S-N		\$1,063	\$924	1100(43.31)			
6200-19D-N		\$1,174	\$1,021				
6200-19B-N		\$2,100	\$1,825				
6200-19S-O		\$1,042	\$906	1000(39.31)			
6200-19D-O		\$1,153	\$1,002				
6200-19B-O		\$2,057	\$1,788				
6200-19S-P		\$954	\$829	900(35.43)			
6200-19D-P		\$1,059	\$921				
6200-19B-P		\$1,882	\$1,637				
6200-19S-Q		\$922	\$805	800(31.50)			
6200-19D-Q		\$1,031	\$897				
6200-19B-Q		\$1,826	\$1,588				
6200-19S-R		\$898	\$781	700(27.56)			
6200-19D-R		\$1,004	\$873				
6200-19B-R		\$1,770	\$1,539				
6200-25S-A			\$1,694	\$1,474		2400(94.49)	
6200-25D-A	\$1,855		\$1,613				
6200-25B-A	\$3,333		\$2,898				
6200-25S-B	\$1,679		\$1,459	2300(90.55)			
6200-25D-B	\$1,839		\$1,599				
6200-25B-B	\$3,301		\$2,870				
6200-25S-C	\$1,663		\$1,445	2200(86.61)			
6200-25D-C	\$1,823		\$1,585				
6200-25B-C	\$3,268		\$2,842				
6200-25S-D	\$1,646		\$1,432	2100(82.68)			
6200-25D-D	\$1,806		\$1,570				
6200-25B-D	\$3,236		\$2,814				
6200-25S-E	\$1,635		\$1,421	2000(78.74)			
6200-25D-E	\$1,795		\$1,560				
6200-25B-E	\$3,212		\$2,793				
6200-25S-F	\$1,614		\$1,403	1900(74.80)			
6200-25D-F	\$1,774		\$1,542				
6200-25B-F	\$3,171		\$2,757				
6200-25S-G	\$1,598		\$1,389	1800(70.87)			
6200-25D-G	\$1,758		\$1,529				
6200-25B-G	\$3,139		\$2,729				
6200-25S-H	\$1,582	\$1,375	1700(66.93)				
6200-25D-H	\$1,748	\$1,514					
6200-25B-H	\$3,107	\$2,701					
6200-25S-I	\$1,565	\$1,361	1600(62.99)				
6200-25D-I	\$1,726	\$1,502					
6200-25B-I	\$3,074	\$2,673					

S=Surf Mount,D=Through bolt,B=Back to Back. Screw size-M8. Door thickness and material required.


Item No.	Description	List Price		Length mm(in)	Dia. mm(in)	CTC mm(in)	Projection mm(in)
		PSS	SSS				
6200-25S-J		\$1,550	\$1,347	1500(59.05)	25(0.98)	1340(52.76)	75(2.95)
6200-25D-J		\$1,709	\$1,486				
6200-25B-J		\$3,042	\$2,645				
6200-25S-K		\$1,533	\$1,333	1400(55.12)			
6200-25D-K		\$1,693	\$1,472				
6200-25B-K		\$3,010	\$2,617				
6200-25S-L		\$1,517	\$1,319	1300(51.18)			
6200-25D-L		\$1,677	\$1,458				
6200-25B-L		\$2,977	\$2,589				
6200-25S-M		\$1,501	\$1,305	1200(47.24)			
6200-25D-M		\$1,661	\$1,444				
6200-25B-M		\$2,945	\$2,561				
6200-25S-N		\$1,485	\$1,291	1100(43.31)			
6200-25D-N		\$1,645	\$1,430				
6200-25B-N		\$2,913	\$2,533				
6200-25S-O		\$1,473	\$1,281	1000(39.31)			
6200-25D-O		\$1,633	\$1,420				
6200-25B-O		\$2,513	\$2,890				
6200-25S-P		\$1,452	\$1,263	900(35.43)			
6200-25D-P		\$1,612	\$1,402				
6200-25B-P	\$2,706	\$2,353					
6200-25S-Q	\$1,436	\$1,249	800(31.50)				
6200-25D-Q	\$1,596	\$1,388					
6200-25B-Q	\$2,675	\$2,326					
6200-25S-R	\$1,420	\$1,235	700(27.56)				
6200-25D-R	\$1,580	\$1,374					
6200-25B-R	\$2,613	\$2,272					
6200-32S-A		\$1,783	\$1,550	2400(94.49)	32(1.26)	2240(88.19)	78(3.07)
6200-32D-A		\$1,943	\$1,689				
6200-32B-A		\$3,372	\$2,928				
6200-32S-B		\$1,763	\$1,533	2300(90.55)			
6200-32D-B		\$1,924	\$1,672				
6200-32B-B		\$3,335	\$2,900				
6200-32S-C		\$1,743	\$1,515	2200(86.61)			
6200-32D-C		\$1,904	\$1,655				
6200-32B-C		\$3,298	\$2,863				
6200-32S-D		\$1,709	\$1,498	2100(82.68)			
6200-32D-D		\$1,883	\$1,638				
6200-32B-D		\$3,252	\$2,835				
6200-32S-E		\$1,683	\$1,464	2000(78.74)			
6200-32D-E		\$1,869	\$1,625				
6200-32B-E		\$3,233	\$2,807				
6200-32S-F		\$1,683	\$1,464	1900(74.80)			
6200-32D-F		\$1,843	\$1,603				
6200-32B-F		\$3,178	\$2,770				

S=Surf Mount,D=Through bolt,B=Back to Back. Screw size-M8. Door thickness and material required.


Item No.	Description	List Price		Length mm(in)	Dia. mm(in)	CTC mm(in)	Projection mm(in)
		PSS	SSS				
6200-32S-G		\$1,663	\$1,447	1800(70.87)	32(1.26)	1640(64.57)	78(3.07)
6200-32D-G		\$1,824	\$1,586				
6200-32B-G		\$3,271	\$2,844				
6200-32S-H		\$1,644	\$1,428	1700(66.93)			
6200-32D-H		\$1,805	\$1,569				
6200-32B-H		\$3,232	\$2,810				
6200-32S-I		\$1,624	\$1,412	1600(62.99)			
6200-32D-I		\$1,784	\$1,551				
6200-32B-I		\$3,192	\$2,775				
6200-32S-J		\$1,604	\$1,395	1500(59.05)			
6200-32D-J		\$1,764	\$1,530				
6200-32B-J		\$3,153	\$2,741				
6200-32S-K		\$1,584	\$1,377	1400(55.12)			
6200-32D-K		\$1,745	\$1,516				
6200-32B-K		\$3,113	\$2,706				
6200-32S-L		\$1,564	\$1,360	1300(51.18)			
6200-32D-L		\$1,725	\$1,499				
6200-32B-L		\$3,073	\$2,672				
6200-32S-M		\$1,544	\$1,343	1200(47.24)			
6200-32D-M		\$1,705	\$1,483				
6200-32B-M		\$3,033	\$2,638				
6200-32S-N		\$1,525	\$1,326	1100(43.31)			
6200-32D-N		\$1,685	\$1,465				
6200-32B-N		\$2,994	\$2,603				
6200-32S-O		\$1,511	\$1,314	1000(39.31)			
6200-32D-O		\$1,671	\$1,452				
6200-32B-O		\$2,965	\$2,578				
6200-32S-P		\$1,485	\$1,291	900(35.43)			
6200-32D-P		\$1,645	\$1,431				
6200-32B-P		\$2,769	\$2,407				
6200-32S-Q	\$1,465	\$1,274	800(31.50)				
6200-32D-Q	\$1,626	\$1,414					
6200-32B-Q	\$2,731	\$2,375					
6200-32S-R	\$1,445	\$1,257	700(27.56)				
6200-32D-R	\$1,606	\$1,396					
6200-32B-R	\$2,693	\$2,342					


6300-25S-A		\$432	\$360	1425(56.10)	25(0.98)	1400(55.12)	75(2.95)
6300-25D-A		\$499	\$416				
6300-25B-A		\$848	\$707				
6300-25S-B		\$418	\$348	1325(52.17)			
6300-25D-B		\$485	\$404				
6300-25B-B		\$820	\$683				
6300-25S-C		\$405	\$337	1225(48.23)			
6300-25D-C		\$471	\$392				
6300-25B-C		\$792	\$660				

S=Surf Mount,D=Through bolt,B=Back to Back. Screw size-M8. Door thickness and material required.


Item No.	Description	List Price		Length mm(in)	Dia. mm(in)	CTC mm(in)	Projection mm(in)
		PSS	SSS				
6300-25S-D		\$390	\$325	1125(44.29)	25(0.98)	1100(43.31)	75(2.95)
6300-25D-D		\$457	\$380				
6300-25B-D		\$764	\$637				
6300-25S-E		\$377	\$314	1025(40.35)			
6300-25D-E		\$443	\$369				
6300-25B-E		\$737	\$614				
6300-25S-F		\$362	\$302	925(36.42)			
6300-25D-F		\$429	\$358				
6300-25B-F		\$708	\$590				
6300-25S-G		\$349	\$290	825(32.48)			
6300-25D-G		\$415	\$346				
6300-25B-G		\$681	\$567				
6300-25S-H		\$334	\$279	725(28.54)			
6300-25D-H		\$401	\$334				
6300-25B-H		\$653	\$544				
6300-25S-I		\$320	\$267	625(24.61))			
6300-25D-I		\$388	\$323				
6300-25B-I		\$626	\$521				
6300-25S-J		\$306	\$255	525(20.67)			
6300-25D-J		\$373	\$311				
6300-25B-J		\$597	\$498				
6300-25S-K		\$293	\$244	425(16.73)			
6300-25D-K		\$360	\$299				
6300-25B-K		\$570	\$475				
6300-25S-L		\$279	\$232	325(12.8)			
6300-25D-L		\$317	\$264				
6300-25B-L		\$542	\$452				
6300-25S-M		\$272	\$227	275(10.83)			
6300-25D-M	\$311	\$258					
6300-25B-M	\$484	\$403					
6300-25S-N	\$265	\$221	225(8.86)				
6300-25D-N	\$304	\$253					
6300-25B-N	\$471	\$392					
6300-32S-A		\$486	\$405	1432(56.38)	32(1.26)	1400(55.12)	85(3.35)
6300-32D-A		\$562	\$468				
6300-32B-A		\$955	\$796				
6300-32S-B		\$468	\$468	1332(52.44)			
6300-32D-B		\$546	\$454				
6300-32B-B		\$921	\$767				
6300-32S-C		\$451	\$376	1232(48.50)			
6300-32D-C		\$528	\$440				
6300-32B-C		\$886	\$738				
6300-32S-D		\$434	\$361	1132(44.57)			
6300-32D-D		\$511	\$425				
6300-32B-D		\$851	\$709				

S=Surf Mount,D=Through bolt,B=Back to Back. Screw size-M8. Door thickness and material required.



Item No.	Description	List Price		Length mm(in)	Dia. mm(in)	CTC mm(in)	Projection mm(in)
		PSS	SSS				
6300-32S-E		\$416	\$346	1032(40.63)	32(1.26)	1000(39.31)	85(3.35)
6300-32D-E		\$493	\$411				
6300-32B-E		\$817	\$680				
6300-32S-F		\$399	\$332	932(36.69)			
6300-32D-F		\$476	\$397				
6300-32B-F		\$782	\$651				
6300-32S-G		\$381	\$317	832(32.76)			
6300-32D-G		\$458	\$382				
6300-32B-G		\$747	\$622				
6300-32S-H		\$364	\$303	732(28.82)			
6300-32D-H		\$441	\$368				
6300-32B-H		\$711	\$593				
6300-32S-I		\$347	\$289	632(24.88))			
6300-32D-I		\$424	\$353				
6300-32B-I		\$677	\$565				
6300-32S-J		\$329	\$275	532(20.94)			
6300-32D-J		\$406	\$338				
6300-32B-J		\$643	\$536				
6300-32S-K		\$312	\$260	432(17.01)			
6300-32D-K		\$388	\$324				
6300-32B-K		\$608	\$506				
6300-32S-L		\$293	\$246	332(13.07)			
6300-32D-L		\$371	\$309				
6300-32B-L		\$573	\$477				
6300-32S-M		\$286	\$238	282(11.10)			
6300-32D-M		\$363	\$302				
6300-32B-M		\$556	\$463				
6300-32S-N		\$278	\$231	232(9.13)			
6300-32D-N		\$354	\$295				
6300-32B-N		\$538	\$448				

6400-25S-A		\$1,694	\$1,474	2400(94.49)	25(0.98)	2240(88.19)	75(2.95)
6400-25D-A		\$1,855	\$1,613				
6400-25B-A		\$3,333	\$2,892				
6400-25S-B		\$1,679	\$1,459	2300(90.55)			
6400-25D-B		\$1,839	\$1,599				
6400-25B-B		\$3,301	\$2,870				
6400-25S-C		\$1,663	\$1,445	2200(86.61)			
6400-25D-C		\$1,823	\$1,585				
6400-25B-C		\$3,268	\$2,842				
6400-25S-D		\$1,646	\$1,431	2100(82.68)			
6400-25D-D		\$1,806	\$1,570				
6400-25B-D		\$3,236	\$2,814				
6400-25S-E		\$1,635	\$1,421	2000(78.74)			
6400-25D-E		\$1,795	\$1,560				
6400-25B-E		\$3,212	\$2,793				


S=Surf Mount,D=Through bolt,B=Back to Back. Screw size-M8. Door thickness and material required.

Item No.	Description	List Price		Length mm(in)	Dia. mm(in)	CTC mm(in)	Projection mm(in)
		PSS	SSS				
6400-25S-F		\$1,614	\$1,403	1900(74.80)	25(0.98)	1740(68.50)	75(2.95)
6400-25D-F		\$1,774	\$1,542				
6400-25B-F		\$3,171	\$2,757				
6400-25S-G		\$1,598	\$1,389	1800(70.87)			
6400-25D-G		\$1,758	\$1,529				
6400-25B-G		\$3,139	\$2,729				
6400-25S-H		\$1,582	\$1,375	1700(66.93)			
6400-25D-H		\$1,742	\$1,514				
6400-25B-H		\$3,107	\$2,701				
6400-25S-I		\$1,565	\$1,361	1600(62.99)			
6400-25D-I		\$1,726	\$1,501				
6400-25B-I		\$3,074	\$2,673				
6400-25S-J		\$1,550	\$1,347	1500(59.05)			
6400-25D-J		\$1,709	\$1,486				
6400-25B-J		\$3,042	\$2,645				
6400-25S-K		\$1,533	\$1,333	1400(55.12)			
6400-25D-K		\$1,693	\$1,472				
6400-25B-K		\$3,010	\$2,617				
6400-25S-L		\$1,517	\$1,319	1300(51.18)			
6400-25D-L		\$1,677	\$1,458				
6400-25B-L		\$2,977	\$2,589				
6400-25S-M		\$1,501	\$1,305	1200(47.24)			
6400-25D-M		\$1,661	\$1,444				
6400-25B-M		\$2,945	\$2,561				
6400-25S-N		\$1,485	\$1,291	1100(43.31)			
6400-25D-N		\$1,645	\$1,430				
6400-25B-N		\$2,913	\$2,534				
6400-25S-O		\$1,473	\$1,281	1000(39.31)	25(0.98)	840(33.07)	75(2.95)
6400-25D-O		\$1,633	\$1,420				
6400-25B-O		\$2,890	\$2,513				
6400-25S-P	\$1,452	\$1,263	900(35.43)				
6400-25D-P	\$1,612	\$1,402					
6400-25B-P	\$2,706	\$2,352					
6400-25S-Q	\$1,436	\$1,249	800(31.50)				
6400-25D-Q	\$1,596	\$1,388					
6400-25B-Q	\$2,675	\$2,326					
6400-25S-R	\$1,420	\$1,235	700(27.56)				
6400-25D-R	\$1,580	\$1,374					
6400-25B-R	\$2,644	\$2,299					
6400-25S-S	\$1,404	\$1,221	600(23.22)				
6400-25D-S	\$1,564	\$1,360					
6400-25B-S	\$2,613	\$2,272					
6400-25S-T	\$1,388	\$1,207	500(19.66)				
6400-25D-T	\$1,548	\$1,346					
6400-25B-T	\$2,583	\$2,246					


S=Surf Mount,D=Through bolt,B=Back to Back. Screw size-M8. Door thickness and material required.


Item No.	Description	List Price		Length mm(in)	Dia. mm(in)	CTC mm(in)	Projection mm(in)
		PSS	SSS				
6400-25S-U		\$1,371	\$1,193	400(15.75)		240(9.45)	
6400-25D-U		\$1,532	\$1,332				
6400-25B-U		\$2,552	\$2,219				
6400-32S-A		\$1,783	\$1,550	2400(94.49)	32(1.26)	2240(88.19)	78(3.07)
6400-32D-A		\$1,943	\$1,689				
6400-32B-A		\$3,509	\$3,051				
6400-32S-B		\$1,763	\$1,533	2300(90.55)			
6400-32D-B		\$1,924	\$1,672				
6400-32B-B		\$3,469	\$3,016				
6400-32S-C		\$1,743	\$1,515	2200(86.61)			
6400-32D-C		\$1,904	\$1,655				
6400-32B-C		\$3,430	\$2,983				
6400-32S-D		\$1,723	\$1,498	2100(82.68)			
6400-32D-D		\$1,883	\$1,638				
6400-32B-D		\$3,390	\$2,948				
6400-32S-E		\$1,709	\$1,486	2000(78.74)			
6400-32D-E		\$1,869	\$1,625				
6400-32B-E		\$3,361	\$2,923				
6400-32S-F		\$1,683	\$1,464	1900(74.80)			
6400-32D-F		\$1,843	\$1,603				
6400-32B-F		\$3,311	\$2,879				
6400-32S-G		\$1,663	\$1,447	1800(70.87)			
6400-32D-G		\$1,824	\$1,586				
6400-32B-G		\$3,271	\$2,844				
6400-32S-H		\$1,644	\$1,429	1700(66.93)			
6400-32D-H		\$1,805	\$1,569				
6400-32B-H		\$3,232	\$2,810				
6400-32S-I		\$1,624	\$1,412	1600(62.99)			
6400-32D-I		\$1,784	\$1,551				
6400-32B-I		\$3,192	\$2,775				
6400-32S-J		\$1,604	\$1,395	1500(59.05)			
6400-32D-J		\$1,764	\$1,534				
6400-32B-J		\$3,153	\$2,741				
6400-32S-K	\$1,584	\$1,377	1400(55.12)				
6400-32D-K	\$1,745	\$1,516					
6400-32B-K	\$3,113	\$2,706					
6400-32S-L	\$1,564	\$1,360	1300(51.18)	32(1.26)	1140(44.88)	78(3.07)	
6400-32D-L	\$1,725	\$1,499					
6400-32B-L	\$3,073	\$2,672					
6400-32S-M	\$1,544	\$1,343	1200(47.24)				
6400-32D-M	\$1,705	\$1,483					
6400-32B-M	\$3,033	\$2,638					
6400-32S-N	\$1,525	\$1,326	1100(43.31)				
6400-32D-N	\$1,685	\$1,465					
6400-32B-N	\$2,994	\$2,603					

S=Surf Mount,D=Through bolt,B=Back to Back. Screw size-M8. Door thickness and material required.


Item No.	Description	List Price		Length mm(in)	Dia. mm(in)	CTC mm(in)	Projection mm(in)
		PSS	SSS				
6400-32S-O		\$1,511	\$1,314	1000(39.31)	32(1.26)	840(33.07)	78(3.07)
6400-32D-O		\$1,671	\$1,452				
6400-32B-O		\$2,965	\$2,578				
6400-32S-P		\$1,485	\$1,291	900(35.43)			
6400-32D-P		\$1,645	\$1,431				
6400-32B-P		\$2,769	\$2,407				
6400-32S-Q		\$1,465	\$1,274	800(31.50)			
6400-32D-Q		\$1,626	\$1,414				
6400-32B-Q		\$2,731	\$2,375				
6400-32S-R		\$1,445	\$1,257	700(27.56)			
6400-32D-R		\$1,606	\$1,396				
6400-32B-R		\$2,693	\$2,342				
6400-32S-S		\$1,426	\$1,240	600(23.22)			
6400-32D-S		\$1,586	\$1,379				
6400-32B-S		\$2,656	\$2,309				
6400-32S-T		\$1,406	\$1,222	500(19.66)			
6400-32D-T		\$1,566	\$1,362				
6400-32B-T		\$2,618	\$2,276				
6400-32S-U		\$1,304	\$1,205	400(15.75)			
6400-32D-U		\$1,547	\$1,345				
6400-32B-U	\$2,581	\$2,244					

S=Surf Mount,D=Through bolt,B=Back to Back. Screw size-M8. Door thickness and material required.




Item No.	Description	List Price		Length mm(in)	Section mm(in)	CTC mm(in)	Projection mm(in)
		PSS	SSS				
8000S-A		\$1,540	\$1,339	1525(60.03)	25x50 (0.98x1.97)	1500(59.05)	75(2.95)
8000D-A		\$1,740	\$1,517				
8000B-A		\$3,079	\$2,678				
8000S-B		\$1,495	\$1,294	1025(40.16)			
8000D-B		\$1,696	\$1,473				
8000B-B		\$2,990	\$2,588				
8000S-C		\$1,462	\$1,272	825(32.48)			
8000D-C		\$1,674	\$1,451				
8000B-C		\$2,923	\$2,544				
8000S-D		\$1,439	\$1,250	625(24.61)			
8000D-D		\$1,651	\$1,428				
8000B-D		\$2,879	\$2,502				
8000S-E		\$1,428	\$1,227	425(16.73)			
8000D-E		\$1,629	\$1,406				
8000B-E		\$2,834	\$2,454				

S=Surf Mount,D=Through bolt,B=Back to Back. Screw size-M8. Door thickness and material required.


							
8010S		\$1,004	\$875	632(24.88)	19x19 (0.75x0.75)	600(23.62)	55(2.17)
8010D		\$1,142	\$995				
8010B		\$1,972	\$1,714				
		Post Diameter=32(1.26)					


S=Surf Mount,D=Through bolt,B=Back to Back. Screw size-M8. Door thickness and material required.

8020S-A		\$888	\$772	1525(60.03)	25x25 (0.98x0.98)	1500(59.05)	70(2.76)
8020D-A		\$1,029	\$895				
8020B-A		\$1,741	\$1,514				
8020S-B		\$821	\$712	1025(40.16)			
8020D-B		\$963	\$837				
8020B-B		\$1,608	\$1,398				
8020S-C		\$764	\$664	825(32.48)			
8020D-C		\$905	\$787				
8020B-C		\$1,741	\$1,297				
8020S-D		\$737	\$640	625(24.61)			
8020D-D		\$878	\$764				
8020B-D		\$1,439	\$1,252				
8020S-E		\$710	\$618	425(16.73)			
8020D-E		\$852	\$740				
8020B-E		\$1,387	\$1,206				


Width :100(3.94)

S=Surf Mount,D=Through bolt,B=Back to Back. Screw size-M8. Door thickness and material required.


Item No.	Description	List Price		Length mm(in)	Section mm(in)	CTC mm(in)	Projection mm(in)
		PSS	SSS				
8030-19S-A		\$840	\$730	1519(59.8)	19x19 (0.75x0.75)	1500(59.05)	60(2.36)
8030-19D-A		\$1,060	\$922				
8030-19B-A		\$1,683	\$1,463				
8030-19S-B		\$789	\$686	1019(40.12)			
8030-19D-B		\$1,009	\$877				
8030-19B-B		\$1,581	\$1,374				
8030-19S-C		\$768	\$668	819(32.24)	800(31.50)		
8030-19D-C		\$988	\$859				
8030-19B-C		\$1,539	\$1,338				
8030-25S-A		\$871	\$757	1525(60.03)	25x25 (0.98x0.98)	1500(59.05)	65(2.56)
8030-25D-A		\$1,091	\$949				
8030-25B-A		\$1,746	\$1,518				
8030-25S-B		\$810	\$705	1025(40.16)			
8030-25D-B		\$1,031	\$896				
8030-25B-B		\$1,624	\$1,412				
8030-25S-C		\$786	\$683	825(32.48)	800(31.50)		
8030-25D-C		\$1,006	\$875				
8030-25B-C		\$1,576	\$1,370				
8030-32S-A		\$911	\$803	1532(60.31)	32x32 (1.26x1.26)	1500(59.05)	72(2.83)
8030-32D-A		\$1,145	\$995				
8030-32B-A		\$1,852	\$1,610				
8030-32S-B		\$847	\$737	1032(40.63)			
8030-32D-B		\$1,068	\$928				
8030-32B-B		\$1,699	\$1,477				
8030-32S-C	\$817	\$710	832(32.75)	800(31.50)			
8030-32D-C	\$1,037	\$901					
8030-32B-C	\$1,638	\$1,424					
S=Surf Mount,D=Through bolt,B=Back to Back. Screw size-M8. Door thickness and material required.							


		<b>Thickness</b>					
8040S		\$928	\$803	250(9.84)	6(0.24)	150(5.90)	51(2.0)
8040D		\$1,062	\$924				
8040B		\$1,808	\$1,571				
	Width=150(5.90) Post Diameter=25(0.98)						
S=Surf Mount,D=Through bolt,B=Back to Back. Screw size-M8. Door thickness and material required.							


8050-19S-A		\$944	\$821	1519(59.8)	<b>Section</b>	1500(59.05)	60(2.36)
8050-19D-A		\$1,127	\$1,296				
8050-19B-A		\$1,911	\$1,662				
8050-19S-B		\$893	\$776	1019(40.12)	19x19 (0.75x0.75)	1000(39.37)	
8050-19D-B		\$1,244	\$1,082				
8050-19B-B		\$1,808	\$1,573				


Item No.	Description	List Price		Length mm(in)	Section mm(in)	CTC mm(in)	Projection mm(in)				
		PSS	SSS								
8050-19S-C		\$873	\$759	819(32.24)	19x19 (0.75x0.75)	800(31.50)	60(2.36)				
8050-19D-C		\$1,224	\$1,064								
8050-19B-C		\$1,767	\$1,537								
8050-19S-D		\$852	\$741	619(24.37)							
8050-19D-D		\$1,203	\$1,046								
8050-19B-D		\$1,726	\$1,501								
8050-19S-E		\$832	\$723	419(16.5)		25X25 (0.98X0.98)		400(15.75)	65(2.56)		
8050-19D-E		\$1,183	\$1,029								
8050-19B-E		\$1,685	\$1,465								
8050-25S-A		\$977	\$849	1525(60.03)	32X32 (1.26X1.26)		1500(59.05)	72(2.83)			
8050-25D-A		\$1,316	\$1,154								
8050-25B-A		\$1,974	\$1,717								
8050-25S-B		\$915	\$796	1025(40.16)			825(32.48)			1000(39.37)	65(2.56)
8050-25D-B		\$1,267	\$1,101								
8050-25B-B		\$1,877	\$1,633								
8050-25S-C		\$891	\$775	825(32.48)		625(24.61)			800(31.50)	65(2.56)	
8050-25D-C		\$1,242	\$1,080								
8050-25B-C		\$1,805	\$1,569								
8050-25S-D		\$867	\$754	625(24.61)	425(16.73)			600(23.62)	72(2.83)		
8050-25D-D		\$1,218	\$1,059								
8050-25B-D		\$1,779	\$1,584								
8050-25S-E		\$843	\$733	425(16.73)			32X32 (1.26X1.26)	400(15.75)			72(2.83)
8050-25D-E		\$1,193	\$1,038								
8050-25B-E		\$1,756	\$1,527								
8050-32S-A	\$1,030	\$895	1525(60.31)	832(32.75)		1500(59.05)		72(2.83)			
8050-32D-A	\$1,381	\$1,201									
8050-32B-A	\$2,082	\$1,810									
8050-32S-B	\$953	\$829	1032(40.63)		632(24.88)	1000(39.37)			72(2.83)		
8050-32D-B	\$1,305	\$1,134									
8050-32B-B	\$1,929	\$1,677									
8050-32S-C	\$923	\$802	832(32.75)			632(24.88)	800(31.50)			72(2.83)	
8050-32D-C	\$1,274	\$1,108									
8050-32B-C	\$1,867	\$1,624									
8050-32S-D	\$892	\$776	632(24.88)	432(17.01)			600(23.62)	72(2.83)			
8050-32D-D	\$1,243	\$1,081									
8050-32B-D	\$1,806	\$1,570									
8050-32S-E	\$861	\$749	432(17.01)		432(17.01)		400(15.75)		72(2.83)		
8050-32D-E	\$1,213	\$1,054									
8050-32B-E	\$1,745	\$1,517									
						Width:90(3.53)					
S=Surf Mount,D=Through bolt,B=Back to Back. Screw size-M8. Door thickness and material required.											


8060S-A		\$1,018	\$885	825(32.48)	25X25 (0.98X0.98)	800(31.50)	65(2.56)
8060D-A		\$1,141	\$992				
8060B-A		\$1,961	\$1,705				


Item No.	Description	List Price		Length mm(in)	Section mm(in)	CTC mm(in)	Projection mm(in)
		PSS	SSS				
8060S-B		\$1,018	\$859	625(24.61)	Bar 10x25 (0.39x0.98)	600(23.62)	57(2.24)
8060D-B		\$1,111	\$966				
8060B-B		\$1,900	\$1,652				
8060S-C		\$957	\$832	425(16.73)		400(15.75)	
8060D-C		\$1,080	\$939				
8060B-C		\$1,839	\$1,599				
				Post Dimension: 25x25(0.98x0.98)			
S=Surf Mount,D=Through bolt,B=Back to Back. Screw size-M8. Door thickness and material required.							


		<b>Bar</b>					
8070S		\$1,473	\$1,281	400(15.75)	40x8 (1.57x0.31)	270(10.63)	53(2.08)
8070D		\$1,614	\$1,404				
8070B		\$2,924	\$2,532				
	Post Diameter=32(1.26)						
S=Surf Mount,D=Through bolt,B=Back to Back. Screw size-M8. Door thickness and material required.							


8080S-A		\$902	\$784	1500(59.05)	Bar 19x19 (0.75x0.75)	1340(52.76)	65(2.56)
8080D-A		\$1,046	\$909				
8080B-A		\$1,709	\$1,486				
8080S-B		\$846	\$735	1000(39.37)		840(33.07)	
8080D-B		\$989	\$860				
8080B-B		\$1,596	\$1,388				
8080S-C		\$823	\$716	800(31.50)		640(25.19)	
8080D-C		\$967	\$841				
8080B-C		\$1,551	\$1,349				
8080S-D		\$800	\$696	600(23.62)		440(17.32)	
8080D-D		\$944	\$821				
8080B-D		\$1,505	\$1,309				
8080S-E		\$778	\$676	400(15.75)		240(9.45)	
8080D-E		\$922	\$801				
8080B-E		\$1,460	\$1,270				
				Width :75(2.95) Post Dimension:25x25(0.98x0.98)			
S=Surf Mount,D=Through bolt,B=Back to Back. Screw size-M8. Door thickness and material required.							

8090S-A		\$918	\$798	1500(59.05)	Bar Dia. 25(0.98)	1340(52.76)	71(2.80)
8090D-A		\$1,061	\$923				
8090B-A		\$1,740	\$1,513				
8090S-B		\$856	\$744	1000(39.37)		840(33.07)	
8090D-B		\$1,000	\$869				
8090B-B		\$1,617	\$1,406				
8090S-C		\$832	\$723	800(31.50)		640(25.19)	
8090D-C		\$975	\$847				
8090B-C	\$1,567	\$1,363					

Item No.	Description	List Price		Length mm(in)	Bar Dia. mm(in)	CTC mm(in)	Projection mm(in)
		PSS	SSS				
8090S-D		\$807	\$701	600(23.62)	25(0.98)	440(17.32)	71(2.80)
8090D-D		\$951	\$827				
8090B-D		\$1,518	\$1,320				
8090S-E		\$782	\$680	400(15.75)		240(9.45)	
8090D-E		\$926	\$805				
8090B-E		\$1,469	\$1,278				
				Width :75(2.95) Post Dimension:25x25(0.98x0.98)			
S=Surf Mount,D=Through bolt,B=Back to Back. Screw size-M8. Door thickness and material required.							

		<b>Bar Dim.</b>					
8100S		\$905	\$787	645(25.39)	40x10 (1.57x0.39)	600(23.62)	65(2.56)
8100D		\$854	\$743				
8100B		\$1,674	\$1,456				
		Post Diameter=25(0.98)					
S=Surf Mount,D=Through bolt,B=Back to Back. Screw size-M8. Door thickness and material required.							


8130S-A		\$789	\$686	800(31.50)	Bar Dia.  12(0.47)	720(28.34)	55(2.17)
8130D-A		\$931	\$809				
8130B-A		\$1,545	\$1,343				
8130S-B		\$749	\$652	600(23.62)		480(18.89)	
8130D-B		\$891	\$775				
8130B-B		\$1,466	\$1,274				
8130S-C		\$710	\$617	400(15.75)		320(12.60)	
8130D-C		\$851	\$740				
8130B-C		\$1,386	\$1,205				
				Post Dimension:38x38(1.5x1.5)			
S=Surf Mount,D=Through bolt,B=Back to Back. Screw size-M8. Door thickness and material required.							

		<b>Width</b>					
8140S		\$1,127	\$979	500(19.69)	100(3.34)	400(15.75)	60(2.36)
8140D		\$1,173	\$1,067				
8140B		\$2,053	\$1,785				
		Post Dimension=25 x 25(0.98 x 0.98) Bar Section =25x10(0.98 x 0.39)					
S=Surf Mount,D=Through bolt,B=Back to Back. Screw size-M8. Door thickness and material required.							

--	--	--	--	--	--	--	--


Item No.	Description	List Price		Length mm(in)	Section mm(in)	CTC mm(in)	Projection mm(in)
		PSS	SSS				
8150-19S-A		\$948	\$824	1500(59.05)	19x19 (0.75x0.75)	1340(52.76)	65(2.56)
8150-19D-A		\$1,238	\$1,076				
8150-19B-A		\$1,902	\$1,654				
8150-19S-B		\$896	\$779	1000(39.37)			
8150-19D-B		\$1,186	\$1,031				
8150-19B-B		\$1,799	\$1,565				
8050-19S-C		\$876	\$762	800(31.50)		640(25.19)	
8050-19D-C		\$1,166	\$1,014				
8050-19B-C		\$1,758	\$1,529				
8150-25S-A		\$1,014	\$881	1500(59.05)	25x25 (0.98x0.98)	1340(52.76)	70(2.75)
8150-25D-A		\$1,303	\$1,133				
8150-25B-A		\$2,033	\$1,768				
8150-25S-B		\$952	\$828	1000(39.37)			
8150-25D-B		\$1,243	\$1,081				
8150-25B-B		\$1,912	\$1,663				
8150-25S-C		\$928	\$807	800(31.50)		640(25.19)	
8150-25D-C		\$1,219	\$1,060				
8150-25B-C		\$1,863	\$1,620				
8150-32S-A	\$1,398	\$1,216	1500(59.05)	32x32 (1.26x1.26)	1340(52.76)	77(3.03)	
8150-32D-A	\$1,381	\$1,201					
8150-32B-A	\$2,222	\$1,932					
8150-32S-B	\$1,322	\$1,149	1000(39.37)				
8150-32D-B	\$1,305	\$1,134					
8150-32B-B	\$2,069	\$1,799					
8150-32S-C	\$1,291	\$1,122	800(31.50)		640(25.19)		
8150-32D-C	\$1,274	\$1,108					
8150-32B-C	\$2,008	\$1,746					


S=Surf Mount,D=Through bolt,B=Back to Back. Screw size-M8. Door thickness and material required.

8160S-A		\$1,044	\$908	1525(59.84)	Bar Dia. 25(0.98)	1500(59.05)	70(2.76)
8160D-A		\$1,219	\$1,060				
8160B-A		\$2,097	\$1,823				
8160S-B		\$983	\$854	1025(40.35)	Section 10x25 (0.39x0.98)	1000(39.37)	
8160D-B		\$1,157	\$1,006				
8160B-B		\$1,974	\$1,716				
8160S-C		\$959	\$833	825(32.48)		800(31.50)	
8160D-C		\$1,284	\$1,116				
8160B-C		\$1,924	\$1,673				
8160S-D		\$934	\$812	625(24.61)		600(23.62)	
8160D-D		\$1,258	\$1,094				
8160B-D		\$1,874	\$1,630				


Width :90(3.54)

S=Surf Mount,D=Through bolt,B=Back to Back. Screw size-M8. Door thickness and material required.


Item No.	Description	List Price		Length mm(in)	Section mm(in)	CTC mm(in)	Projection mm(in)
		PSS	SSS				
				600(23.62)	25x10 (0.39x0.98)	500(23.62)	65(2.56)
8180D-A		\$1,059	\$921				
8180B-A		\$1,886	\$1,640				
S=Surf Mount,D=Through bolt,B=Back to Back. Screw size-M8. Door thickness and material required.							

				500(23.62)	25x10 (0.39x0.98)	400(15.79)	50(1.97)
8200S		\$991	\$861				
8200D		\$1,083	\$941				
8200B		\$1,802	\$1,567				
Wide:110(4.33) Rod Dia. 10(0.39)							


S=Surf Mount,D=Through bolt,B=Back to Back. Screw size-M8. Door thickness and material required.


8210-25S-A		\$871	\$757	1525(60.04)	Dia. 25(0.98)	1500(59.05)	75(2.95)
8210-25D-A		\$1,087	\$945				
8210-25B-A		\$1,805	\$1,570				
8210-25S-B		\$816	\$709	1025(40.35)		1000(39.37)	
8210-25D-B		\$1,031	\$896				
8210-25B-B		\$1,693	\$1,472				
8210-25S-C		\$793	\$689	825(32.48)	800(31.50)		
8210-25D-C		\$1,008	\$877				
8210-25B-C		\$1,648	\$1,433				
8210-32S-A		\$933	\$811	1532(60.31)	32(1.26)	1500(59.05)	82(3.23)
8210-32D-A		\$1,148	\$998				
8210-32B-A		\$1,929	\$1,677				
8210-32S-B		\$859	\$747	1032(40.63)		1000(39.37)	
8210-32D-B		\$1,074	\$934				
8210-32B-B		\$1,781	\$1,548				
8210-32S-C		\$829	\$721	832(32.75)	800(31.50)		
8210-32D-C		\$1,045	\$908				
8210-32B-C		\$1,721	\$1,496				


S=Surf Mount,D=Through bolt,B=Back to Back. Screw size-M8. Door thickness and material required.


				632(24.88)	Dia 25(0.98)	600(23.62)	65(2.56)
8220S		\$937	\$812				
8220D		\$1,080	\$937				
8220B		\$1,858	\$1,615				


S=Surf Mount,D=Through bolt,B=Back to Back. Screw size-M8. Door thickness and material required.


8240-25S-A		\$537	\$447	2016(79.37)	Dia. 25(0.98)	1870(73.62)	74(2.91)
8240-25D-A		\$611	\$508				
8240-25B-A		\$1,056	\$880				
8240-25S-B		\$476	\$396	1516(59.67)		1370(53.94)	
8240-25D-B		\$549	\$458				
8240-25B-B		\$933	\$778				

Item No.	Description	List Price		Length mm(in)	Dia mm(in)	CTC mm(in)	Projection mm(in)
		PSS	SSS				
8240-25S-C		\$639	\$574	1016(40.00)	25(0.98)	870(34.25)	74(2.91)
8240-25D-C		\$695	\$630				
8240-25B-C		\$973	\$852				
8240-25S-D		\$611	\$556	816(32.13)			
8240-25D-D		\$667	\$602				
8240-25B-D		\$917	\$815				
8240-25S-E		\$584	\$528	616(24.25)			
8240-25D-E		\$649	\$584				
8240-25B-E		\$871	\$769				
8240-25S-F		\$556	\$510	416(16.38)			
8240-25D-F		\$621	\$565				
8240-25B-F		\$815	\$723				
8240-32S-A		\$806	\$713	2016(79.37)	32(1.26)	1870(73.62)	80(3.35)
8240-32D-A		\$871	\$778				
8240-32B-A		\$1,306	\$1,140				
8240-32S-B		\$741	\$658	1532(60.31)			
8240-32D-B		\$806	\$723				
8240-32B-B		\$1,177	\$1,028				
8240-32S-C	\$676	\$602	1032(40.63)				
8240-32D-C	\$741	\$667					
8240-32B-C	\$1,047	\$917					
8240-32S-D	\$639	\$584	832(32.75)				
8240-32D-D	\$713	\$639					
8240-32B-D	\$982	\$862					
8240-32S-E	\$611	\$556	632(24.88)				
8240-32D-E	\$676	\$611					
8240-32B-E	\$917	\$815					
8240-32S-F	\$574	\$528	432(17.01)				
8240-32D-F	\$649	\$584					
8240-32B-F	\$852	\$760					
S=Surf Mount,D=Through bolt,B=Back to Back. Screw size-M8. Door thickness and material required.							

Item No.	Description	List Price		Length mm(in)	Section mm(in)	CTC mm(in)	Projection mm(in)
		PSS	SSS				
8250S-A		\$1,242	\$1,121	2000(78.74)	25X50 (0.98X1.97)	1940(76.37)	85(3.35)
8250D-A		\$1,501	\$1,343				
8250B-A		\$2,205	\$1,955				
8250S-B		\$1,186	\$1,065	1500(59.05)			
8250D-B		\$1,445	\$1,297				
8250B-B		\$2,094	\$1,788				
8250S-C		\$1,130	\$1,019	1000(39.37)			
8250D-C		\$1,390	\$1,251				
8250B-C		\$1,992	\$1,695				
8250S-D		\$1,112	\$1,001	800(31.50)			
8250D-D		\$1,371	\$1,232				
8250B-D		\$1,946	\$1,658				
8250S-E		\$1,056	\$964	600(23.62)			
8250D-E		\$1,316	\$1,186				
8250B-E		\$1,844	\$1,575				
8250S-F		\$1,038	\$936	400(15.75)			
8250D-F		\$1,297	\$1,167				
8250B-F		\$1,797	\$1,538				
					Post Dia.32(1.26)		
S=Surf Mount,D=Through bolt,B=Back to Back. Screw size-M8. Door thickness and material required.							








8260S-A		\$1,362	\$1,269	2000(78.74)	<b>Bar Dia.</b> 38(1.5)  <b>Post dim.</b> 32x60x85 (1.26 2.36 3.35)	1900(74.80)	95(3.74)
8260D-A		\$1,473	\$1,362				
8260B-A		\$2,446	\$2,251				
8260S-B		\$1,325	\$1,223	1500(59.05)			
8260D-B		\$1,427	\$1,325				
8260B-B		\$2,363	\$2,168				
8260S-C		\$1,279	\$1,186	1000(39.37)			
8260D-C		\$1,371	\$1,279				
8260B-C		\$2,261	\$2,085				
8260S-D		\$1,223	\$1,140	800(31.50)			
8260D-D		\$1,325	\$1,223				
8260B-D		\$2,168	\$2,001				
8260S-E		\$1,195	\$1,112	600(23.62)			
8260D-E		\$1,279	\$1,195				
8260B-E		\$2,094	\$1,936				
8260S-F		\$1,140	\$1,065	400(15.75)			
8260D-F		\$1,232	\$1,140				
8260B-F		\$2,001	\$1,844				
					S=Surf Mount,D=Through bolt,B=Back to Back. Screw size-M8. Door thickness and material required.		

Item No.	Description	List Price		Length mm(in)	Section mm(in)	CTC mm(in)	Projection mm(in)
		PSS	SSS				
8280S-A		\$982	\$889	1035(40.75)	Bar section 25x10 (0.98x0.39)	1000(39.37)	70(2.76)
8280D-A		\$1,103	\$991				
8280B-A		\$1,649	\$1,473				
8280S-B		\$936	\$843	835(32.87)			
8280D-B		\$1,056	\$954				
8280B-B		\$1,557	\$1,390				
8280S-C		\$908	\$825	635(25.00)	post Section 25x25 (0.98x0.98)	600(23.62)	
8280D-C		\$1,028	\$936				
8280B-C		\$1,510	\$1,343				
8280S-D		\$889	\$806	435(17.13)		400(15.75)	
8280D-D		\$1,010	\$908				
8280B-D		\$1,464	\$1,306				
S=Surf Mount,D=Through bolt,B=Back to Back. Screw size-M8. Door thickness and material required.							


8330S-A		\$1,631	\$1,455	800(31.5)	<b>Bar section.</b> 50x10 (1.97x0.39)	775(30.51)	50(1.97)
8330D-A		\$1,723	\$1,538				
8330B-A		\$2,983	\$2,631				
8330S-B		\$1,584	\$1,408	600(23.62)	<b>post Sec.</b> 25x50 (1.97x0.98)	575(26.57)	
8330D-B		\$1,668	\$1,482				
8330B-B		\$2,881	\$2,539				
8330S-C		\$1,529	\$1,362	400(15.75)		375(14.76)	
8330D-C		\$1,612	\$1,436				
8330B-C		\$2,770	\$2,446				
S=Surf Mount,D=Through bolt,B=Back to Back. Screw size-M8. Door thickness and material required.							

--	--	--	--	--	--	--	--



## Toilet Paper Holder

Item No.	Description	List Price			Length mm(in)	Post Dia. mm(in)	CTC mm(in)	Proj. mm(in)
		PSS	SSS	ORB				
TRH-800		\$180	\$170		159(6.26)	20(0.79)	140(5.51)	70(2.76)
Sydney Collection								
TRH-801		\$180	\$170		160(6.29)	<b>Post Section</b> 16 x16 (0.63 x 0.63)	140(5.51)	70(2.76)
Manhattan Collection								
TRH-802		\$160	\$150		190(7.48)	<b>Post Section</b> 16x16 (0.63x0.63)	35(1.38)	65(2.56)
TRH-802D		\$165	\$155		230(9.05)			90(3.54)
Manhattan Collection								
TRH-803		\$160	\$150		135(5.31)	<b>Post Section</b> 16 x16 (0.63 x 0.63)	Base Dim. 42x42 (1.65x1.65)	85(3.35)
Manhattan Collection								
TRH-840		\$160	\$150	\$160	<b>Length</b> 150(5.91)	<b>Post Dia</b> 19 (0.75)	<b>CTC</b> 80(3.15)	65(2.56)
Sydney Collection								
TRH-845	Vertical 	\$150	\$140		<b>Height</b> 145(5.71)	<b>Post Dia</b> 14 (0.55)	<b>Rose Dia</b> 48(1.89)	75(2.95)
Charlotte Collection								
TRH-855		\$150	\$140		<b>Length</b> 145(5.71)	<b>Post Dia</b> 16 (0.63)	<b>Rose Dia</b> 48(1.89)	75(2.95)
Geveva Collection								





## Towel Ring






TR-1950-C		\$120	\$110	\$130	<b>Length</b> 250(9.84)	<b>Post Dia</b> 19 (0.75)	<b>CTC</b> 230(9.05)	70(2.76)
Sydney Collection Bar Dia.-10(0.39)								

## Shampo Tray


ST-630		\$346	\$301		<b>Length</b> 270(10.63)	<b>CTC</b> 255(10.03)	<b>Section</b> 16x16 (0.63x0.63)	85(3.35)
Manhattan Collection								
ST-830			\$208		<b>Length</b> 280(11.02)	<b>CTC</b> 230(9.05)	<b>Thickness</b> 2(0.08)	85(3.35)
Sydney Collection								


**Towel Bar:**


Item No.	Description	List Price			Length mm(in)	Dia. mm(in)	CTC mm(in)	Proj. mm(in)
		PSS	SSS	ORB				
TR-606-A		\$366	\$318		920(36.22)	16(0.63)	900(35.43)	77(3.03)
TR-606-B		\$332	\$288		770(30.31)		750(29.53)	
TR-606-C		\$293	\$255		620(24.40)		600(23.62)	
TR-606-D		\$258	\$224		470(18.50)		450(17.72)	
TR-606-E		\$225	\$196		320(12.59)		300(11.81)	
Charlotte Collection								
TR-610-A		\$220	\$210		915(36.02)	Section 15x15 (0.59x0.59)	900(35.43)	75(2.95)
TR-610-B		\$190	\$180		765(30.11)		750(29.53)	
TR-610-C		\$170	\$160		615(24.21)		600(23.62)	
TR-610-D		\$150	\$140		465(18.31)		450(17.72)	
TR-610-E		\$130	\$120		315(12.40)		300(11.81)	
Manhattan Collection								
SBP	Base plate 	\$65	\$60		Dimension 35x35(1.38 x1.38)		Thickness 5(0.2)	
Manhattan Collection for Hollow wall Installation								
TR-909-A		\$190	\$180		920(36.22)	Diameter 19(0.75)	900(35.43)	82(3.22)
TR-909-B		\$170	\$160		770(30.31)		750(29.53)	
TR-909-C		\$150	\$145		620(24.40)		600(23.62)	
TR-909-D		\$135	\$130		470(18.50)		450(17.72)	
TR-909-E		\$125	\$120		320(12.59)		300(11.81)	
Charlotte Collection								

TR-1920-A		\$150	\$140	\$160	760(29.92)	10(0.39)	750(29.53)	70(2.76)
TR-1920-B		\$145	\$140	\$150	610(24.01)		600(23.62)	
TR-1920-C		\$125	\$115	\$130	460(18.11)		450(17.72)	
TR-1920-D		\$120	\$110	\$125	310(12.20)		300(11.81)	
Sydney Collection Post Dia. 19(0.75)								
TR-1950-A		\$350	\$335		960(37.79)	10(0.39)	950(37.40)	70(2.76)
TR-1950-B		\$331	\$319		810(31.88)		800(31.50)	
Sydney Collection Post Dia. 19(0.75)								
RBP	Base plate 	\$56	\$54		Diameter 35(1.38)		Thickness 5(0.2)	
Sydney Collection for Hollow wall Installation								
TR-5606-A		\$763	\$663		950(37.40)	Diameter 16(0.63)	900(35.43)	61(2.42)
TR-5606-B		\$732	\$732		800(31.50)		750(29.53)	
TR-5606-C		\$701	\$609		650(25.59)		600(23.62)	
TR-5606-D		\$671	\$583		500(19.68)		450(17.72)	
Sydney Collection								
TR-1550-A		\$200	\$190	\$260	619(24.73)	19(0.75)	600(23.62)	72(2.83)
TR-1550-B		\$190	\$180		469(18.46)		450(17.72)	
TR-1550-C		\$170	\$160		\$240		319(12.56)	
Zürich Collection								


**Towel Bar:**


Item No.	Description	List Price SSS	Ext.dim. mm(in)	Thickness mm(in)	CTC mm(in)	Proj. mm(in)	Int.dim. mm(in)	Catalog Page
TR-5040		\$253	520x75 (20.47x2.95)	4(0.16)	320(12.6)	75(2.95)	400x50 (14.75x1.97)	F12

TR-5041		\$364	760x75 (29.92x2.95)	4(0.16)	560(22.05)	75(2.95)	2x(300x50) (11.81x1.97)	F12
---------	---	-------	------------------------	---------	------------	----------	----------------------------	-----


TR-5042		\$356	520x75 (20.47x2.95)	4(0.16)	320(12.6)	62(2.44)	400x50 (14.75x1.97)	F13
---------	---	-------	------------------------	---------	-----------	----------	------------------------	-----

**Towel Ring**


TR-5043		\$226	260x110 (10.24x4.33)	4(0.16)	80(3.15)	62(2.44)	180x80 (7.09x3.15))	F13
---------	---	-------	-------------------------	---------	----------	----------	------------------------	-----

TR-5044		\$217	251x110 (9.88x4.33)	4(0.16)	80(3.15)	62(2.44)	180x80 (7.09x3.15))	F13
---------	---	-------	------------------------	---------	----------	----------	------------------------	-----


**Toilet roll Holder**

TRH-5045		\$154	213x80 (8.39x3.15)	4(0.16)	70(2.76)	62(2.44)	140x55 (5.51x2.17)	F14
----------	---	-------	-----------------------	---------	----------	----------	-----------------------	-----


**Coat Hook**

HK-5046		\$64	<b>Height</b> 51(2.01)	4(0.16)	14(0.55)		<b>width</b> 32(12.6)	F14
---------	---	------	---------------------------	---------	----------	--	--------------------------	-----


**Soap Dish**

SD-5047		\$110	75x170 (2.95x6.69)	4(0.16)	60(2.36)	80(3.15)		F14
---------	---	-------	-----------------------	---------	----------	----------	--	-----

**Glass Holder**


		\$138	<b>Glass Holding Plate dim.</b>	4(0.16)	60(2.36)	80(3.15)	<b>Glass dim.</b>	F14
GH-5048			75x170 (2.95x6.69)				75x100x50	

**Glass shelf**


SD-5049		\$440	520x112 (20.47x4.41)	4(0.16)	320(12.6)	117(4.61)		F14
---------	---	-------	-------------------------	---------	-----------	-----------	--	-----


This collection is available in Satin Stainless Steel Only


### Soap Tray

Item No.	Description	List Price		Length mm(in)	Post Dia. mm(in)	CTC mm(in)	Proj. mm(in)
		PSS	SSS				
ST-890		\$409	\$392	318(12.52)	14(0.55)	300(11.81)	100(3.93)
Charlotte Collection							


### Soap Dish


SD-620		\$283	\$246	130(5.12)	<b>Section</b> 16x16 (0.63x0.63)	115(4.53)	85(3.35)
Manhattan Collection							

SD-810			\$153	120(4.72)	<b>Thickness</b> 2(0.08)	70(2.76)	85(3.35)
Sydney Collection							


SD-880		\$317	\$300	143(5.63)	<b>Post Dia</b> 14(0.55)	125(4.92)	105(4.13)
Charlotte Collection							


### Glass Holder

GH-815			\$189	<b>width</b> 120(4.72)	<b>Thickness</b> 2(0.08)	70(2.76)	85(3.35)
Sydney Collection							

GH-820		\$212	\$204	<b>Length</b> 147(5.71)	<b>Post Dia</b> 14 (0.55)	70(2.76)	75(2.95)
Charlotte Collection							

### Toilet Brush Holder

BH-825			\$367	<b>Bucket Dia</b> 105(4.13)	<b>Bucket Height</b> 155(6.1)	<b>Brush Length</b> 400(15.75)	
Sydney Collection							

BH-870		\$805	\$793	<b>Bucket Dia</b> 105(4.13)	<b>Bucket Height</b> 155(6.1)	<b>Brush Length</b> 400(15.75)	
Charlotte Collection							

For hooks please go to page 14



# Linnea

## CONVERSION GUIDE

### From Metric (millimeters) to Imperial (Inches)

Please Note: Conversions are approximate (using mm/25.4 = inches) and should be used as a guideline only.

Metric (mm)	Imperial (In.)	Metric (mm)	Imperial (In.)	Metric (mm)	Imperial (In.)	Metric (mm)	Imperial (In.)
2	0.08	59	2.32	117	4.61	176	6.93
2.5	0.10	60	2.36	118	4.65	177	6.97
3	0.12	61	2.40	119	4.69	178	7.01
4	0.16	62	2.44	120	4.72	179	7.05
5	0.20	63	2.48	121	4.76	180	7.09
6	0.24	64	2.52	122	4.80	181	7.13
7	0.28	65	2.56	123	4.84	182	7.17
8	0.31	66	2.60	124	4.88	183	7.20
9	0.35	67	2.64	125	4.92	184	7.24
10	0.39	68	2.68	126	4.96	185	7.28
11	0.43	69	2.72	127	5.00	186	7.32
12	0.47	70	2.76	128	5.04	187	7.36
13	0.51	71	2.80	129	5.08	188	7.40
14	0.55	72	2.83	130	5.12	189	7.44
15	0.59	73	2.87	131	5.16	190	7.48
16	0.63	74	2.91	132	5.20	191	7.52
17	0.67	75	2.95	133	5.24	192	7.56
18	0.71	76	2.99	134	5.28	193	7.60
19	0.75	77	3.03	135	5.31	194	7.64
20	0.79	78	3.07	136	5.35	195	7.68
21	0.83	79	3.11	137	5.39	196	7.72
22	0.87	80	3.15	138	5.43	197	7.76
23	0.91	81	3.19	139	5.47	198	7.80
24	0.94	82	3.23	140	5.51	199	7.83
24.5	0.96	83	3.27	141	5.55	200	7.87
25	0.98	84	3.31	142	5.59	201	7.91
26	1.02	85	3.35	143	5.63	202	7.95
27	1.06	86	3.39	144	5.67	203	7.99
28	1.10	87	3.43	145	5.71	204	8.03
29	1.14	88	3.46	146	5.75	205	8.07
30	1.18	89	3.50	147	5.79	206	8.11
31	1.22	90	3.54	148	5.83	207	8.15
32	1.26	91	3.58	149	5.87	208	8.19
33	1.30	92	3.62	150	5.91	209	8.23
34	1.34	93	3.66	151	5.94	210	8.27
35	1.38	94	3.70	152	5.98	211	8.31
36	1.42	95	3.74	153	6.02	212	8.35
37	1.46	96	3.78	154	6.06	213	8.39
38	1.50	97	3.82	155	6.10	214	8.43
39	1.54	98	3.86	156	6.14	215	8.46
40	1.57	99	3.90	157	6.18	216	8.50
41	1.61	100	3.94	158	6.22	217	8.54
42	1.65	101	3.98	159	6.26	218	8.58
43	1.69	102	4.02	160	6.30	219	8.62
44	1.73	103	4.06	161	6.34	220	8.66
45	1.77	104	4.09	162	6.38	221	8.70
46	1.81	105	4.13	163	6.42	222	8.74
47	1.85	106	4.17	164	6.46	223	8.78
48	1.89	107	4.21	165	6.50	224	8.82
49	1.93	108	4.25	166	6.54	225	8.86
50	1.97	108.7	4.28	167	6.57	228	8.98
51	2.01	109	4.29	168	6.61	230	9.06
52	2.05	110	4.33	169	6.65	232	9.13
53	2.09	111	4.37	170	6.69	234	9.21
54	2.13	112	4.41	171	6.73	235	9.25
55	2.17	113	4.45	172	6.77	240	9.45
56	2.20	114	4.49	173	6.81	244	9.61
57	2.24	115	4.53	174	6.85	245	9.65
58	2.28	116	4.57	175	6.89	248	9.76



# Linnea

## CONVERSION GUIDE

### From Metric (millimeters) to Imperial (Inches)

**Please Note: Conversions are approximate (using mm/25.4 = inches) and should be used as a guideline only.**

Metric (mm)	Imperial (In.)	Metric (mm)	Imperial (In.)	Metric (mm)	Imperial (In.)	Metric (mm)	Imperial (In.)
250	9.84	405	15.94	600	23.62	930	36.61
255	10.04	410	16.14	603	23.74	940	37.01
256	10.08	415	16.34	608	23.94	950	37.40
260	10.24	416	16.38	610	24.02	960	37.80
264	10.39	420	16.54	620	24.41	967	38.07
265	10.43	425	16.73	630	24.80	970	38.19
266	10.47	430	16.93	635	25.00	973	38.31
270	10.63	432	17.01	640	25.20	976	38.43
272	10.71	434	17.09	646	25.43	980	38.58
275	10.83	435	17.13	650	25.59	990	38.98
280	11.02	440	17.32	655	25.79	1000	39.37
284	11.18	444	17.48	660	25.98	1010	39.76
285	11.22	445	17.52	670	26.38	1011	39.80
288	11.34	446	17.56	672	26.46	1016	40.00
290	11.42	447	17.60	676	26.61	1020	40.16
292	11.50	448	17.64	680	26.77	1023	40.28
294	11.57	450	17.72	690	27.17	1030	40.55
295	11.61	451	17.76	700	27.56	1040	40.94
297	11.69	452	17.80	704	27.72	1050	41.34
298	11.73	455	17.91	706	27.80	1060	41.73
300	11.81	458	18.03	708	27.87	1070	42.13
301	11.85	460	18.11	710	27.95	1080	42.52
304	11.97	463	18.23	720	28.35	1090	42.91
305	12.01	464	18.27	730	28.74	1100	43.31
310	12.20	465	18.31	732	28.82	1125	44.29
315	12.40	470	18.50	736	28.98	1140	44.88
316	12.44	475	18.70	740	29.13	1150	45.28
320	12.60	480	18.90	746	29.37	1152	45.35
325	12.80	484	19.06	748	29.45	1175	46.26
328	12.91	485	19.09	750	29.53	1185	46.65
330	12.99	488	19.21	752	29.61	1196	47.09
334	13.15	490	19.29	760	29.92	1200	47.24
335	13.19	492	19.37	762	30.00	1225	48.23
336	13.23	494	19.45	770	30.31	1232	48.50
340	13.39	495	19.49	775	30.51	1238	48.74
344	13.54	497	19.57	776	30.55	1240	48.82
345	13.58	500	19.69	780	30.71	1250	49.21
350	13.78	501	19.72	784	30.87	1275	50.20
352	13.86	505	19.88	790	31.10	1280	50.39
355	13.98	510	20.08	800	31.50	1300	51.18
360	14.17	512	20.16	807	31.77	1325	52.17
362	14.25	515	20.28	810	31.89	1350	53.15
364	14.33	519	20.43	816	32.13	1359	53.50
365	14.37	520	20.47	820	32.28	1360	53.54
368	14.49	530	20.87	830	32.68	1375	54.13
370	14.57	540	21.26	835	32.87	1380	54.33
375	14.76	544	21.42	840	33.07	1390	54.72
376	14.80	548	21.57	844	33.23	1400	55.12
380	14.96	550	21.65	850	33.46	1408	55.43
384	15.12	554	21.81	860	33.86	1425	56.10
385	15.16	560	22.05	870	34.25	1440	56.69
388	15.28	563	22.17	880	34.65	1475	58.07
390	15.35	570	22.44	888	34.96	1488	58.58
392	15.43	579	22.80	980	38.58	1500	59.06
394	15.51	580	22.83	986	38.82	1520	59.84
395	15.55	584	22.99	900	35.43	1550	61.02
397	15.63	590	23.23	907	35.71	1600	62.99
399	15.71	595	23.43	910	35.83	1700	66.93
400	15.75	597	23.50	920	36.22	1800	70.87

# Linnea LLC

23548 NW Clara Lane  
Hillsboro, OR 97124 USA  
Ph: 503-693-9401  
Fx: 503-693-9403  
Toll Free: 800-219-2366

[linnea@linnea-home.com](mailto:linnea@linnea-home.com)  
[www.linnea-home.com](http://www.linnea-home.com)

**Revised June, 2011**